BattLab

Quality Veterinary Diagnostics
from disease to optimal health

Member of the LABOKLIN LABORATORY FOR CLINICAL DIAGNOSTICS family

Price List 2020

Table of contents

General information 3-7
Profiles..... 8-10
Gastroenterology 11-13
Haematology 13-14
Coagulation 14-15
Clinical chemistry 16-17
Drug monitoring and toxicology tests 18
Urinalysis 18-19
Endocrinology 20-24
Cytology and Histology 26
Infectious diseases (serology) 27-32
Infectious diseases (PCR) 32-39
PCR profiles 40-43
Travel Profiles 43-44
Microbiology and Dermatology 44-45
Immunology 46
Allergology 46-47
Genetic testing 48
Index..... 49-51

Introduction to *BattLab* Services

Batt Laboratories Ltd has been established to provide veterinary surgeons with a personal high quality diagnostic laboratory service to help you make accurate assessments of your patients from disease to optimal health. To do this we offer not only a comprehensive portfolio of routine clinical pathology investigations, but also a novel panel of gastroenterology, genetics, infectious disease and allergy services.

Batt Laboratories Ltd has been founded by Professor Roger Batt BVSc, MSc, PhD, FRCVS, Diplomate ECVIM-CA who has an international reputation in veterinary internal medicine and has held senior posts in academia and industry. He is particularly well known for his clinical research which has led to the development of novel diagnostic tests and advances in the management of gastrointestinal diseases in small companion animals.

From February 2015 BattLab belongs to the family of LABOKLIN Laboratories. BattLab has doubled in size and greatly increased the spectrum of tests offered. BattLab can make use of over 25 years of experience in the field of veterinary laboratory medicine.

The professional staff is composed of two Board Certified Veterinary Clinical Pathologists, Francesco Cian (DVM, DipECVCP, FRCPath, MRCVS) and Lucia Sanchini (DVM, MSc, DipECVCP, FRCPath, MRCVS). This enables us to offer a high quality and rapid in-house cytology service.

All our reports are routinely accompanied by expert veterinary advice, and our clinical pathologists are readily available to discuss results or provide further advice. We are happy to quote for any diagnostic test and always welcome feed-back so we can ensure we provide the service you want.

BattLab in Coventry (UK)

LABOKLIN in Bad Kissingen (Germany)



Francesco Cian

DVM, DipECVCP, FRCPath, MRCVS, RCVS Specialist in Veterinary Clinical Pathology

Francesco qualified from the University of Padua (Italy) with a DVM in 2006. He spent the next 4 years in small animal practice. In 2010, he started a residency program in Clinical Pathology at the University of Cambridge, which he finished in 2013 attaining both an ECVCP and FRCPath diploma. Francesco joined the Animal Health Trust in 2013 as Head of Clinical Pathology, and from September 2015 works for Batt Laboratories. Francesco has a special interest in cytology and lymphoproliferative disorders of dogs and cats. He is member of the cytology exam committee of the European College of Veterinary Clinical Pathology (ECVCP), and author of several publications in peer-reviewed journals.

Kirsty Ingram

Office Manager

Previous to joining the BattLab team, Kirsty spent 10 years working in an accounts department being responsible for the cashbook that in their busiest times would handle payments in the region of a million pounds on a daily basis. During this time, she worked closely with project managers and IT development to create and build an in-house electronic cashbook that could process a large volume of cheques and electronic payments. Since joining BattLab in November 2015, Kirsty is responsible for all administrative areas of BattLab utilising her accounts and organizational skills.

Lucia Sanchini

DVM, MSc DipECVCP, FRCPath, MRCVS

Lucia qualified from the University of Bologna (Italy) with a DVM in 2001. She spent 15 years working in general practice in Italy (as employee at first and then running her own clinic), developing a personal interest for cytology and internal medicine. Meanwhile, she attended a three-year course at the school of specialization in Pathology and Clinic of Small animals at the University of Bologna (Italy). Few years later, she also completed a Master degree in Veterinary Oncology at the University of Pisa (Italy). In 2015, she started a residency program in Clinical Pathology at the University of Cambridge, which she finished in 2018 attaining the FRCPath diploma. In October 2019 she also obtained the ECVCP diploma and she joined BattLab immediately after that.

Activities

At Battlab we believe that to be a truly progressive and dynamic lab, you need to provide more than just sample testing. To allow you to keep up to date with all Battlab news, announcements, and information, we have our own website, Facebook page and monthly newsletter. Check them out!

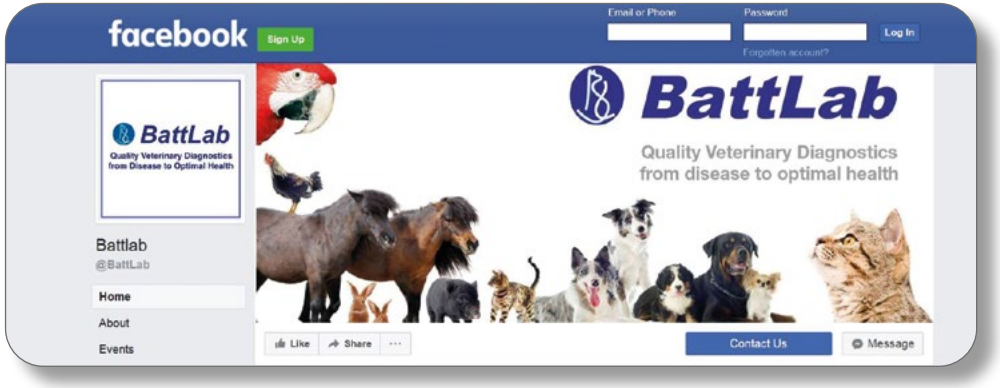

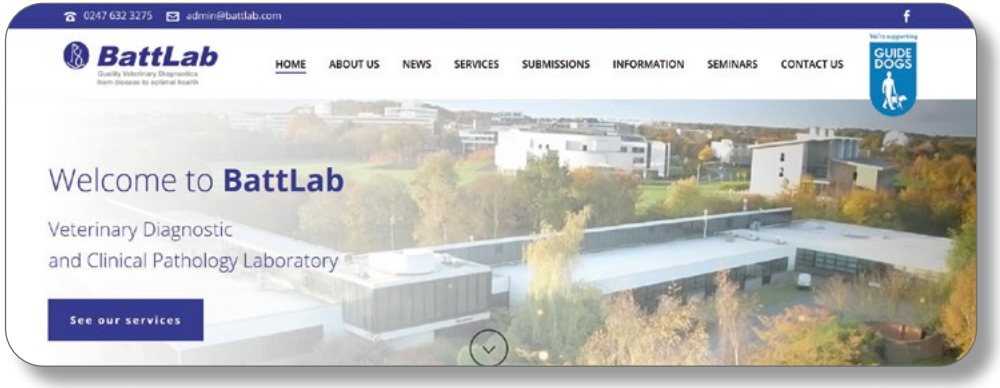

As well as our online presence, we host our own free evening seminars, give talks at international conferences and attend veterinary congresses as exhibitors and speakers. Each of these areas has a different focus, but with one main aim - engage the veterinary community in important issues surrounding disease management and prevention.

To receive our monthly newsletter send an email to admin@battlab.com

LONDON VET SHOW
EXCEL LONDON • 12-13 NOVEMBER 2020
WWW.LONDON.VETSHOW.COM

Sampling Requirements

Profiles for all mammals. Haematology: 1ml blood in EDTA, whenever possible with air dried blood films. Biochemistry: 1ml serum, preferably separated before submission, 0.5ml blood in oxalate fluoride for glucose.

Profiles for birds and reptiles. Haematology and biochemistry: 0.5-1ml heparinised blood, preferably with air dried blood films.

Small animal gastroenterology. Haematology and biochemistry profiles as above. Plus 1ml serum for TLI, 1ml serum for folate and vitamin B12, separated before submission. Plus 2-5 g fresh faeces for parasitology and microbiology. Permeability testing: 3 ml serum taken 120 minutes after oral administration of multiple sugar solution – provided on request.

Haematology and autoimmunity. As above, plus 1ml blood in EDTA for blood group and Coombs test, 1 ml blood in sodium citrate per assay for activated partial thromboplastin time (APTT), prothrombin time (PT), fibrinogen, factor VIII and von Willebrands antigen, and 1ml serum per assay for antinuclear antibody (ANA), rheumatoid factor and erythropoietin.

Endocrinology. 0.5ml separated serum for each test (plain tube with or without gel, no gel for progesterone). Contact lab for sampling protocols for insulin, PTH, ionised calcium, endogenous ACTH and proBNP.

Serology and virology. Each antibody assay needs 0.5ml separated serum. Assay of FeLV antigen plus FIV antibody by ELISA also requires 0.5ml serum. Detection of viral, bacterial or parasite antigens by PCR of nucleic acid is performed on 1ml blood in EDTA and/or relevant fluids, tissues or excretions eg oculo-nasal discharge, peritoneal fluid, skin, tick, faeces.

Therapeutic monitoring. 0.5ml separated serum:
ACTH stimulation test for HAC: start test 2-3 hrs after dose of Vetoryl.
Digoxin: 6 hrs after dose.
Phenobarbitone: midway between doses: eg 6 hrs if given twice/day.
Potassium bromide: anytime after dose (long half-life >20 days).
T4 for hyperthyroidism in cats: 4-6 hrs after dose of Felimazole or anytime after Vidalta.
T4 and cTSH for hypothyroidism in dogs: 4-8 hrs after dose of Soloxine or Thyforon.

Parasitology. Faeces, blood or skin scrapes.

Cytology and histopathology. Air dried smears for fine needle aspirates and bone marrow cytology, with EDTA and plain tubes for fluids, which are also analysed for cell count and protein content when relevant. Buffered formalin (10%) fixed tissue for histopathology. Please note there is no additional charge for exotic animals, including rabbits, rodents, ferrets, reptiles and birds. We reserve the right to make an extra charge when cytology or histology samples from more than three sites are submitted.

Allergy services. Each group of allergy tests needs 1ml serum.

Genetics. 1ml blood in EDTA is suitable for all genomic DNA tests. Contact us for suitability, supply and use of cheek brushes for DNA tests and for information on paternity and identity testing.

Please don't hesitate to contact us to clarify any sampling requirements.

Courier Service

Batt Laboratories Ltd continues to provide its **free local courier service** for those in the local area. This service delivers many of our tests with same day results.

In the second half of 2018, the **free national courier service** was also launched! The national courier service provides afternoon collections with samples delivered to the laboratory by 9am the next morning and delivering same day results for the majority of laboratory tests.

To register for a courier or to check which service is available in your area please call on 02476 323275 or send an email to admin@battlab.com.

We also continue to offer our free post labels that are available to download from our website www.battlab.com.

Supplies and Sample Submission

Supplies including blood tubes (EDTA, serum, sodium citrate, oxalate fluoride), swabs, universals, faecal pots, biohazard bags and submission forms, are provided free on request to our clients.

Please ensure that all samples are labelled with the owners name or reference code and date of submission, and sent with our submission forms in sealed bags.

If you would like to know more about the services we provide please do not hesitate to contact us by phone on 02476 323275 or email us at admin@battlab.com

Veterinary Consultation and Advice

Batt Laboratories Ltd Ltd provides veterinary consultation and interpretation services on a professional to professional basis. The test protocols and interpretations are based on experience and recommendations from current veterinary literature. However, test results and advice must be considered in conjunction with physical examination and other information on the patient collected by the primary care veterinary surgeon who has the ultimate responsibility for decisions on diagnosis and treatment.

Subscription for Newsletters

Please contact us to subscribe to our Monthly Newsletter. This will help keep you up to date regarding new tests, clinical cases, seminars and much more.

Terms and Conditions

Definitions: “The Company” means Batt Laboratories Ltd. “The Customer” means an individual, business, company or organisation placing an order with the Company. “The Test” means the analysis carried out by the Company on behalf of the Customer. “The Sample” means the tissue, fluid or other material sent to the Company on which the test is to be carried out.

1. The price for any service quoted in the company’s price list, sales literature or other documentation is exclusive of postage and packing and is subjected to VAT or other such taxes and duties that may apply. While it is our policy to warn customers of an impending price increase, we do reserve the right to increase prices without prior notification.
2. The customer shall pay all invoices within 30 days of the date of issue of the company’s invoice.
3. The customer shall ensure that samples are sent to the company suitably prepared and packaged, and comply with Post Office regulations when sent by mail. The company will endeavour to inform the customer if a sample is unsuitable for testing to enable resampling. The company will not be responsible for validity of test results when inappropriate procedures have been used to collect, store or transport a sample.
4. The company shall use best endeavours to ensure validity of test results and to report routine haematology, biochemistry, endocrinology tests and cytology on the day of submission. Longer reporting times are to be expected for other services particularly microbiology, histopathology and genetics.
5. The customer shows acceptance of these terms and conditions by submitting an order, a sample or request to carry out a test.

Small Animal Profiles

All tests include full reporting unless otherwise stated

1ml unless indicated

Profile	Includes	Code	Sample	Comments	Turnaround	Price
CANINE 1	FBC, Total Protein, Albumin, Globulin, Urea, Creatinine, Na, Cl, K, Ca, ALP, ALT, Total Bilirubin, Glucose	CAN1	EDTA, Serum, Ox-F and blood smear	General Health Screen	Same day	
CANINE 2	FBC, Total Protein, Albumin, Globulin, Urea, Creatinine, Na, Cl, K, P, Ca, ALP, GGT, ALT, AST, Total Bilirubin, Bile Acids, Cholesterol, Triglycerides, Amylase, DGGR Lipase, CK, Glucose	CAN2	EDTA, Serum, Ox-F and blood smear	Systemic, metabolic disease	Same day	
CANINE 3	CANINE 2 plus TLI, Folate, B12 (Cobalamin)	CAN3	EDTA, Serum, Ox-F and blood smear	Comprehensive profile for systemic, metabolic and gastrointestinal disease	Same day. Canine TLI/Folate/ Vit B12 are run Monday, Wednes-day and Friday	
CANINE 4	CANINE 2 plus Total T4	CAN4	EDTA, Serum, Ox-F and blood smear	Senior profile	Same day	
CANINE 5	CANINE 2 and URINE 2 (Sediment microscopy, biochemistry, SG, protein: Creatinine ratio)	CAN5	EDTA, Serum, Ox-F, blood smear and Urine	PU/PD, Urinary tract disease	Same day	
FELINE 1	FBC, Total Protein, Albumin, Globulin, Urea, Creatinine, Na, Cl, K, Ca, ALP, ALT, Total Bilirubin, Glucose	FEL1	EDTA, Serum, Ox-F and blood smear	General Health Screen	Same day	
FELINE 2	FBC, Total Protein, Albumin, Globulin, Urea, Creatinine, Na, Cl, K, P, Ca, ALP, GGT, ALT, AST, Total Bilirubin, Bile Acids, Cholesterol, Triglycerides, DGGR Lipase, CK, Glucose	FEL2	EDTA, Serum, Ox-F and blood smear	Systemic, metabolic disease	Same day	
FELINE 3	FBC, Total Protein, Albumin, Globulin, Urea, Creatinine, Na, Cl, K, P, Ca, ALP, GGT, ALT, AST, Total Bilirubin, Bile Acids, Cholesterol, Triglycerides, DGGR Lipase, CK, Glucose, FeLV and FIV ELISA	FEL3	EDTA, Serum, Ox-F and blood smear	Systemic, metabolic disease, screen for FeLV/FIV	Same day	
FELINE 5	FELINE 2 plus Folate, B12 (Cobalamin)	FEL5	EDTA, Serum, Ox-F and blood smear	Comprehensive profile for systemic, metabolic and gastrointestinal disease	Same day. Folate/Vit B12 are run Monday, Wednesday and Friday. Feline TLI are reported on Thursday	
FELINE 6	FELINE 2 plus Total T4	FEL6	EDTA, Serum, Ox-F and blood smear	Senior profile	Same day	
FELINE 7	FELINE 2 and URINE 2 (Sediment microscopy, biochemistry, SG, Protein: Creatinine ratio)	FEL7	EDTA, Serum, Ox-F, blood smear and Urine	PU/PD, Urinary tract disease	Same day	

Small Animal Profiles

All tests include full reporting unless otherwise stated 1ml unless indicated

Profile	Includes	Code	Sample	Comments	Turnaround	Price
Health Screen	FBC (cell counts only), Total Protein, Albumin, Globulin, Urea, Creatinine, ALP, ALT, Total Bilirubin, Glucose	SAH	EDTA, Serum, Ox-F	Health check, preanaesthetic screen. NO interpretation and NO blood smear examination provided.	Same day	
Liver/Kidney Screen	Total Protein, Albumin, Globulin, Urea, Creatinine, ALP, ALT, Bile acids, Total Bilirubin	LKS	Serum	Abbreviated liver/ kidney screen	Same day	
Liver profile	Total Protein, Albumin, Globulin, Urea, ALP, GGT, ALT, AST, Total Bilirubin, Bile Acids, Cholesterol, Glucose	LIVP	Serum, Ox-F	Monitoring liver function	Same day	
Kidney profile	Total Protein, Albumin, Globulin, Urea, Creatinine, Na, Cl, K, P, Ca, Glucose	KID	Serum, Ox-F	Monitoring kidney function	Same day	

Add-on

All tests include full reporting unless otherwise stated 1ml unless indicated

Profile	Code	Sample	Comments	Turnaround	Price
Canine T4	KT4+	Serum	Canine	Same day	
Feline T4	T4+	Serum	Feline	Same day	
TSH	TSH+	Serum	Canine/Feline	Same day	
SDMA	SDM+	Serum	Canine/Feline	1 - 2 days	
Fructosamine	FRU+	Serum	Canine/Feline	Same day	
PLI	FPL+/CPL+	Serum	Canine/Feline	1 - 2 days	

These reduced charges apply when the tests above are added to any small animal profile except for health screen.

Small Mammal, Avian and Reptile Profiles

All tests include full reporting unless otherwise stated 1ml unless indicated

Profile	Includes	Code	Sample	Turnaround	Price
Rabbit/Small Mammal 1	FBC, Total Protein, Albumin, Globulins, Urea, Creatinine, Na, Cl, K, ALP, ALT, Bilirubin, Glucose	RB1	EDTA, Serum, Ox-F and blood smear	Same day	
Rabbit/Small Mammal 2	FBC, Total Protein, Albumin, Globulins, Urea, Creatinine, Na, Cl, K, P, Ca, ALP, GGT, ALT, AST, Bilirubin, Bile acids, Cholesterol, Triglycerides, CK, Glucose	RB2	EDTA, Serum, Ox-F and blood smear	Same day	
Avian 1	FBC, Total Protein, Albumin, Globulins, Uric acid, Na, Cl, K, GGT, AST, CK, Glucose	AV1	0.5 - 1.0 ml Heparinized whole blood and blood smear	1 day	
Avian 2	FBC, Total Protein, Albumin, Globulins, Uric acid, Na, Cl, K, P, Ca, ALP, GGT, AST, Bile acids, Cholesterol, CK, Glucose	AV2	0.5 - 1.0 ml Heparinized whole blood and blood smear	1 day	
Reptile 1	FBC, Total Protein, Albumin, Globulins, Uric acid, Ca, P, AST, CK, Glucose	REP1	0.5 - 1.0 ml Heparinized whole blood and blood smear	1 day	
Reptile 2	FBC, Total Protein, Albumin, Globulins, Uric acid, Na, Cl, K, Ca, P, AST, CK, Glucose	REP2	0.5 - 1.0 ml Heparinized whole blood and blood smear	1 day	

Equine Profiles

All tests include full reporting unless otherwise stated — 1ml unless indicated

Profile	Includes	Code	Sample	Turnaround	Price
Health Screen	FBC, Total Protein, Albumin, Globulins, Fibrinogen, Urea, Creatinine, Na, Cl, K, ALP, GGT, AST, CK, Glucose	EQ1	EDTA, Serum, Ox-F and blood smear	Same day (1d for fibrinogen)	
Systemic Disease Profile	FBC, Total Protein, Albumin, Globulins, Fibrinogen, Urea, Creatinine, Na, Cl, K, Phos, Ca, ALP, GGT, AST, Bilirubin, Bile acids, CK, Glucose	EQ2	EDTA, Serum, Ox-F and blood smear	Same day (1d for fibrinogen)	
Liver Profile	Total Protein, Albumin, Globulins, Fibrinogen, ALP, GGT, AST, Bilirubin, Bile acids, Glucose	ELIV	Serum, Ox-F	Same day (1d for fibrinogen)	
Renal Profile	Total Protein, Albumin, Globulins, Urea, Creatinine, Na, Cl, K, Phos, Ca	EREN	Serum	Same day	

Farm Animal Profiles

All tests include full reporting unless otherwise stated — 1ml unless indicated

Profile	Includes	Code	Sample	Turnaround	Price
Bovine Profile	FBC plus ALP, GGT, Bilirubin, Cholesterol, Glucose, AST, LDH, GLDH, CK, Total Protein, Albumin, Globulins, Urea, Creatinine, Ca, Mg, K, Na, Fe, Phos, Cu, Zn, Se, Triglycerides	BO1	EDTA, Serum, Ox-F and blood smear	1 day	
Ruminant Performance Profile	FBC plus Total Protein, Urea, Cholesterol, GLDH, NEFA, AST, GGT, Bilirubin, Ca, Phos, Mg, β-HBS, Glutathione Peroxidase	RU1	EDTA, Serum, Ox-F and blood smear	1 day	
Downer cow Profile	Ca, Phos, Mg, AST, CK, Urea, Total Protein	BO2	Serum	1 day	
Ketosis Profile	GLDH, GGT, Bilirubin, Total Protein, β-HBS, NEFA, Cholesterol, Urea	BO3	Serum	1 day	
Mineral Profile 1	Ca, Na, Phos, Mg, Se, Zn, Cu	RUM1	Serum	1 day	
Mineral Profile 2	Ca, Na, Phos, Mg, Se, Zn, Cu, Mn, K, Cl, Fe	RUM2	Serum	1 day	
Porcine Profile	FBC plus GGT, GLDH, Bilirubin, ALT, AST, Total Protein, CK, Urea, Creatinine, Ca, Phos, Na, Mg, K, Se, Zn, Cu	POR1	EDTA, Serum, Ox-F and blood smear	1 day	
Llama/Alpaca Profile	FBC plus GGT, GLDH, Bilirubin, Cholesterol, AST, LDH, CK, Total Protein, Albumin, Globulins, Urea, Creatinine, Ca, Phos, Na, Mg, K, Se, Zn, Cu	CAM1	EDTA, Serum, Ox-F and blood smear	1 day	

All reports (except health screen SAH) include a written interpretation/comment by a veterinary clinical pathologist.

Please note that the preferred sample for glucose is a centrifuged gel tube or separated serum. Spun gel/serum separation should be performed within 30 minutes of collection. Unseparated serum will result in inaccurate results. If Oxide/Sodium Fluoride tubes are used, please ensure they are filled to the proper level.

Gastroenterology - Canine/Feline

All tests include full reporting unless otherwise stated 1ml unless indicated

Test	Includes	Code	Sample	Comments	Turnaround	Price
Gastro 1	FBC, TP, Albumin, Globulin, Urea, Creatinine, Na, Cl, K, P, Ca, ALP, GGT, ALT, AST, Bilirubin, Bile acids, Cholesterol, Triglycerides, Amylase, DGGR Lipase, CK, Glucose, TLI, Folate, Cobalamin (Vit B12)	GE1	EDTA, Serum, Ox-F and Blood smear	Canine only	Same day. TLI/Folate/Vit B12 are run Monday, Wednesday and Friday	
Gastro 2	TLI, Folate, Cobalamin (Vit B12)	GE2	Serum	Canine only	Run Mon/Wed/Fri	
Gastro 3	Canine TLI	GE3	Serum	Canine only	Run Mon/Wed/Fri	
Gastro 4	Folate, Cobalamin (Vit B12)	GE4	Serum	Canine only	Run Mon/Wed/Fri	
Gastro 5	FBC, TP, Albumin, Globulin, Urea, Creatinine, Na, Cl, K, P, Ca, ALP, GGT, ALT, AST, Bilirubin, Bile acids, Cholesterol, Triglycerides, DGGR Lipase, CK, Glucose, Folate, Cobalamin (Vit B12)	GE5	EDTA, Serum, Ox-F and Blood smear	Feline only	Same day. Folate/Vit B12 are run Monday, Wednesday and Friday Feline TLI run once weekly	
Gastro 6	TLI, Folate, Cobalamin (Vit B12)	GE6	Serum	Feline only	Folate and Cobalamin run Mon/Wed/Fri. Feline TLI run once weekly	
Gastro 7	Feline TLI	GE7	Serum	Feline only	Performed weekly	
Gastro 8	Folate, Cobalamin (Vit B12)	GE8	Serum	Feline only	Run Mon/Wed/Fri	
Gastro 9*	Faecal Parasites and Bacterial pathogens	GE9	Fresh faeces	All species	1 - 2 days	
Gastro 10*	Faecal Bacterial pathogens	GE10	Fresh faeces	All species	1 - 2 days	
Gastro 11	Faecal Pathogenic E. coli (EPEC, VTEC) - Chronic diarrhoea	GE11	Fresh faeces	Canine/Feline	Performed weekly (Wednesday)	
Gastro 12	Faecal Pathogenic E. coli (EPEC, VTEC, ETEC)	GE12	Fresh faeces	Canine/Feline	Performed weekly (Wednesday)	
Gastro 13	Autologous E. coli Vaccine	GE13	Fresh faeces	Long-term management of pathogenic E.coli	Performed weekly	
Gastro 14	Intestinal permeability assessment via lactulose and rhamnose	GE14	Serum, 3 ml at 120 min post	Canine only. Please contact the laboratory for the provided solutions and instructions	2 - 4 weeks	
Gastro 18*	Faecal Parasites, Bacterial pathogen culture and Giardia antigen test	GE18	Fresh Faeces	Canine/Feline	Same - 1 day	
PLI	Pancreatic Specific Lipase	CPLI/ FPLI	Serum	Canine/Feline	1-2 days	
Vitamin B12 (Cobalamin)	B12	VITB	Serum	Canine/Feline	Run Mon/Wed/Fri	
Folate / Folic acid	FOL	FOL	Serum	Canine/Feline	Run Mon/Wed/Fri	
Juvenile Diarrhoea Profile*	Faecal Parasites, Bacterial pathogen culture (E. coli, Campylobacter, Salmonella) and Parvovirus antigen	GE16	Fresh faeces		1 - 4 days	

** Sensitivity testing will be performed in very selected cases and when appropriate (always when Salmonella is cultured and/or when Campylobacter growth is persistent)*

Gastroenterology - Canine/Feline

All tests include full reporting unless otherwise stated 1ml unless indicated

Test	Includes	Code	Sample	Comments	Turnaround	Price
Occult blood test		OCC	Fresh faeces	The patient must be fed a diet free from red meet, blood, liver, kidneys, fish with dark meat, tomatoes, cauliflower, horseradish, turnips, melon, banana, and soy beans for 4 days prior to sampling in order to avoid false positive results. Iron tablets should also be avoided prior to testing.	1-2 days	
Endoparasites	Faecal parasites	ENDO	Fresh faeces	Any Species	Same - 1 day	
Baermann Lung-worm Detection	Lungworm larvae	LUNG	3 day pooled faeces	Canine/Feline	Same - 1 day	
Endoparasites and Giardia Antigen	Faecal parasites plus Giardia antigen test	GE17	Fresh faeces	Canine/Feline	Same - 1 day	
Cryptosporidia Antigen		CRYE	Fresh faeces		1 - 4 days	
Giardia Antigen		GIA	Fresh faeces or 3 day pooled faeces		Same day	
Parvovirus antigen		PARV	Fresh Faeces	Canine/Feline PCR and serology also available in the dedicated sections	Same day	
Clostridium difficile Toxin A and B		CDAB	Fresh faeces		2 - 3 days	
Clostridium perfrin-gens Enterotoxin		CLP	Fresh faeces		2 - 3 days	
Coronavirus PCR		CORP (dog), FIPP (cat)	Fresh Faeces	Canine/Feline	1 - 4 days	
Cryptosporidia PCR		XCRY	Fresh Faeces	Canine/Feline	1 - 4 days	
Giardia species PCR		GIAP	**NEW!** Fresh faeces or 3 day pooled faeces	Canine/Feline	1 - 4 days	
Parvovirus (CPV/ FPV) PCR		PARP	Fresh Faeces	Canine/Feline	1 - 4 days	
Salmonella species PCR		XSAL	Fresh Faeces	Canine/Feline	1 - 4 days	
Tritrichomonas PCR		TRIC	3 day pooled faeces (keep at room temperature)	Feline	1 - 4 days	

Other PCRs also available (see dedicated PCR section)

** Sensitivity testing will be performed in very selected cases and when appropriate (always when Salmonella is cultured and/or when Campylobacter growth is persistent)*

Gastroenterology - Equine

All tests include full reporting unless otherwise stated 1ml unless indicated

Test	Includes	Code	Sample	Turnaround	Price
Faecal Profile	Salmonella, Mycology, Anaerobes, Clostridium perfringens enterotoxin, Clostridium difficile toxin A and B, pH-value, Endoparasites	FEP	Fresh faeces	3 - 4 days	
Foal Diarrhoea Profile	Salmonella, Mycology, Anaerobes, pH-value, Endoparasites incl. protozoa, Rotavirus and Clostridium perfringens toxin	FFDP	Fresh faeces	3 - 4 days	

Gastroenterology - Farm Animal

All tests include full reporting unless otherwise stated 1ml unless indicated

Test	Includes	Code	Sample	Turnaround	Price
Bovine Faecal Profile	Endoparasites, Bacteriology incl. Salmonella, Mycology, Mycobacteria avium ssp. paratuberculosis (PCR)	FBP	Fresh faeces	3 - 4 days	
Calf Faecal Profile	Rotavirus, Coronavirus, Cryptosporidium, K99 (E. coli fimbrial antigen)	FCP	Fresh faeces	3 - 4 days	
Calf Faecal Profile - Large	Bacteriology incl. Salmonella, Mycology, Endoparasites, Rotavirus, Coronavirus	FCPL	Fresh faeces	3 - 4 days	
Piglet Faecal Profile	Bacteriology incl. Salmonella, Mycology, Endoparasites, Rotavirus, Coronavirus, Clostridium perfringens enterotoxin	CPP	Fresh faeces	3 - 4 days	
Porcine Faecal Profile	Bacteriology incl. Salmonella, Mycology, Lawsonia intracellularis (PCR)	FPOR	Fresh faeces	3 - 4 days	

See Infectious Disease section for additional individual tests

Haematology

All tests include full reporting unless otherwise stated 1 ml unless indicated

Profile	Includes	Code	Sample	Comments	Turnaround	Price
Complete Blood Count	White blood cell count, red blood cell count, platelet count, haemoglobin, HCT, MCV, MCHC, MCH, RDW, leukocyte differential count, morphology assessment and reticulocyte count (when appropriate and/or requested)	FBC1	EDTA and blood smear		Same day	
Avian Blood Count	PCV, haemoglobin, leukocyte estimate and differential count, platelet comment. Morphology assessment	FBC2	EDTA or Heparin and blood smear		Same day	
Reptile Blood Count	PCV, haemoglobin, leukocyte estimate and differential count, platelet comment. Morphology assessment	FBC3	EDTA or Heparin and blood smear		Same day	
Blood Smear Examination		FILM	Blood smear	Blood smears submitted without whole blood are examined by highly trained haematology technicians. If a CBC was performed on an in-clinic analyzer, please send results from the analyzer along with the blood smears to facilitate interpretation by the pathologist.	Same day	

Haematology

All tests include full reporting unless otherwise stated 1 ml unless indicated

Profile	Includes	Code	Sample	Comments	Turnaround	Price
Canine Coombs Test		COO1	EDTA	To confirm IMHA	1 day	
Feline Coombs Test		COO1	EDTA	To confirm IMHA. Testing performed at at 37C and 4C	1 day	
Canine Blood Typing		CBG	EDTA		1 day	
Feline Blood Typing		FBG	EDTA		1 day	
Erythropoietin		EPO	Frozen Serum	• Contact the laboratory for collection with a freezer pack • Sample MUST arrive frozen	2 - 4 days	
Serum iron and Total Iron Binding Capacity (TIBC)		SIDE	Serum	To confirm iron deficiency state.	7 - 10 days	

Coagulation

All tests include full reporting unless otherwise stated 1ml unless indicated

Profile	Includes	Code	Sample	Comments	Turnaround	Price
Coagulation Screen	Complete blood count, aPTT and PT	CP1	EDTA, Citrate and blood smear	Sample collection and handling as below for citrate sample	Same day	
Activated Partial Thromboplastin Time (aPTT) and Prothrombin Time (PT)		APT2	Citrate plasma	• Fill blood to the line of a citrate tube • Gently invert several times to mix thoroughly • Centrifuge immediately • Transfer plasma into a plain tube and label “Citrated plasma“ • Freeze or keep chilled	Same day	
Activated Partial Thromboplastin Time (aPTT)		APTT	Citrate plasma	• Sample collection and handling as above	Same day	
Prothrombin Time (PT)		PT	Citrate plasma	• Sample collection and handling as above	Same day	

Coagulation

All tests include full reporting unless otherwise stated 1ml unless indicated

Profile	Includes	Code	Sample	Comments	Turnaround	Price
D dimers		DDIM	Frozen citrated plasma	• Fill blood to the line of a citrate tube • Gently invert several times to mix thoroughly • Centrifuge immediately • Transfer plasma into a plain tube and label “Citrated plasma“ • Freeze immediately • Contact the laboratory for collection • Sample MUST arrive frozen	1 - 2 days	
DIC profile	Complete blood count, PT, aPTT, D-dimers, fibrinogen	DIC	EDTA, Citrate and blood smear	Sample collection and handling for citrate sample as above	Same day, 1-2d for D-dimers and fibrinogen	
Fibrinogen		FIB	Citrate plasma	Sample collection and handling as above	1 day	
Factor VIII		F8	Frozen citrated plasma	Haemophilia A • Sample collection and handling as above	1 - 3 days	
Factor IX		F9	Frozen citrated plasma	Haemophilia B • Sample collection and handling as above	1 - 3 days	
von Willebrand Antigen		VONW	Frozen citrated plasma	• Sample collection and handling as above	5 - 7 days	
Additional Factors			Frozen citrated plasma	Avaiable upon request		
von Willebrand Disease Type I DNA Test		VW1	EDTA or Buccal Swabs	Doberman, Manchester Terrier, Miniature Poodle, Standard Poodle, Toy Poodle, Pembroke Welsh, Corgi, German Pinscher, Bernese Mountain Dog, Standard Poodle, Drentsche Patrijschond, Coton de Tulear, Kerry Blue Terrier, Papillon, Stabyhound, Labradoodle	1 - 2 weeks	
von Willebrand Disease Type II DNA Test		VW2	EDTA or Buccal Swabs	German Wirehaired Pointer, German Shorthair Pointer	1 - 2 weeks	
von Willebrand Disease Type III DNA Test		VW3	EDTA or Buccal Swabs	Scottish Terrier, Shetland Sheepdog, Dutch Kooiker (Kooikerhondje)	1 - 2 weeks	

Clinical Chemistry

All tests include full reporting unless otherwise stated 1ml unless indicated

Test	Code	Sample	Comments	Turnaround	Price
Single biochemistry test: Total Protein, Albumin, Globulin, Urea, Creatinine, Na, Cl, K, P, Ca, ALP, GGT, ALT, AST, Total Bilirubin, Cholesterol, Triglycerides, Amylase, DGGR Lipase, CK, Glucose		Serum, Ox-F for glucose	Please note that the preferred sample for glucose is a centrifuged gel tube or separated serum. Spun gel/serum separation should be performed within 30 minutes of collection. If Sodium Fluoride/Potassium Oxalate tubes are used, please ensure they are filled to the proper level	Same day	
Biochemistry tests added to profile (same as above)		Serum, Ox-F for glucose		Same day	
Alpha 1 glycoprotein (AGP)	AGP	Serum		2 days	
Beta hydroxybutyrate	BHB	Serum		3 days	
Bile acids	BA	Serum		Same day	
Bile acids stimulation test	BA1	Serum	Pre: Collect after a 12 hour fast Post: Collect 2 hours after feeding a small meal (~2 - 3 tablespoons)	Same day	
Brain Natriuretic Peptide (Nt-proBNP)	BNP	Frozen EDTA plasma	• Collect into an EDTA tube, invert several times to ensure proper mixing and centrifuge immediately • Transfer the plasma to a plain tube and freeze immediately • Call the laboratory for collection	3 days	
Cadmium	CADM	Serum	**NEW!**	1 week	
Canine lymphoma test	LYMT	Serum	For monitoring remission only	~1 week	
Canine prostate specific esterase (CPSE)	CPSE	Serum	Canine only	3 days	
Cobalt	COB	Serum	**NEW!**	3 days	
Cholesterol (HDL)	CHOH	Serum	**NEW!**	3 days	
Cholesterol (LDL)	COHL	Serum	**NEW!**	3 days	
Copper	COPR	Serum		3 days	
C reactive protein (CRP)	CRP	Serum	Canine only	2 days	
Folate / Folic acid	FOL	Serum		Run Mon/Wed/Fri	
Free fatty acids (NEFA)	NEFA	Serum		3 days	
Fructosamine	FRU	Serum		Same day	
Glutathione peroxidase	GLPX	EDTA/heparin	**NEW!**	2 days	
GLDH	GLDH	Serum		1 - 3 days	
Haptoglobin	HAP	Serum		3 days	
αHBDH	HBDH	Serum	**NEW!**	3 days	

Clinical Chemistry

All tests include full reporting unless otherwise stated 1ml unless indicated

Test	Code	Sample	Comments	Turnaround	Price
Iodine	IODI	Frozen serum	**NEW!**	3-4 days	
Ionised calcium	CA+	Serum	• Collect into a plain serum tube (no gel) ensuring the tube is completely filled without any air bubbles • Allow blood to clot (~15 - 20 min), centrifuge and transfer serum into a plain airtight tube, completely filling it (NO air)	2 days	
LDH	LDH	Serum		3 days	
Lead	LEAD	Whole EDTA or Heparin		3 days	
Magnesium	MAG	Serum		3 days	
Manganese	MANG	Serum	**NEW!**	3 days	
Metanephrine and Normetanephrine	NMN	Frozen EDTA plasma + urine	**NEW!** To assist in the diagnosis of pheocromocytoma	1-2 weeks	
PLI	CPLI/ FPLI	Serum		1 - 2 days	
Selenium	SEL	Serum		3 days	
SDMA	SDMA	Serum		1 - 2 days	
Serum Amyloid A (SAA)	SAA	Serum		3 days	
Serum electrolytes 1	ELE1	Serum	Sodium, Potassium, Chloride, Na/K ratio	Same day	
Serum electrolytes 2	ELEC	Serum	Sodium, Potassium, Chloride, Na/K ratio, Calcium, Phosphorus	Same day	
Taurine	TAU	1 ml separated Frozen Heparin Plasma	Cannot run on haemolysed samples	1 - 2 weeks	
Thymidine kinase	THMK	Frozen Serum	**NEW!**	2 weeks	
TLI (canine)	GE3	Serum		Run Mon/Wed/Fri	
TLI (feline)	GE7	Serum		Performed weekly	
Troponin I	TROP	Frozen serum	No gel tubes	3 days	
Uric acid	UA	Serum		Same day	
Vitamin A	VITA	Serum		4 days	
Vitamin B1 (Thiamin)	VB1	Frozen serum		~1 week	
Vitamin B2 (Riboflavin)	VB2	Frozen serum		~1 week	
Vitamin B6 (Pyridoxine)	VB6	Frozen serum		~1 week	
Vitamin B12 (Cobalamin)	VITB	Serum		Run Mon/Wed/Fri	
Vitamin D3 (25 OH)	VITD	Frozen serum		~1 week	
Vitamin E	VITE	Serum		4 days	
Zinc	ZN	Serum	Zinc free serum tubes	3 days	

Therapeutic drug monitoring and toxicology tests

All tests include full reporting unless otherwise stated

Test	Code	Sample	Comments	Turnaround	Price
Phenobarbital	PHE	At least 0.5 ml serum	No gel tubes. To be checked after a minimum of 2-3 weeks of treatment or dose changing. Peak: 4-8 hours post-pill. Trough: Immediately prior to next dose (usually 12h). First monitoring requires peak and trough sampling. Further monitoring requires one sample only, collected any time of the day.	Same day	
Phenobarbital Peak and Trough samples	PHE1	At least 0.5 ml serum		Same day	
Bromide	KBR	At least 0.5 ml serum	No gel tubes. To be checked after a minimum of 120 days of treatment, unless loading dose given. Peak: There is no peak collection time due to the long half-life of bromide Trough: Immediately prior to next dose	1 - 2 days	
Cyclosporin	CYCL	1ml EDTA	No gel tubes . Peak: 2-4 hours post-pill Trough: 12 hours following the last dose	3 - 4 days	
Digoxin	DIG	At least 0.5 ml serum	After a minimum of 3-5 days of treatment. No Gel tubes. 6-8 hours post-pill	1 - 2 days	
Levetiracetam (Keppra)	KEP	At least 0.5 ml serum	No Gel tubes. Collect at trough directly before next dose	3 - 4 days	
Extensive toxicology screen	TOX1	Heparin blood, urine, fresh tissue, contaminated material, stomach content	Screening for 30,000 drugs and toxins including antiarrhythmics, analgesics, anticonvusivants, antidepressants, antihistamines, barbiturates, benzodiazepines, toxins, NSAIDs, phenothiazines, caffeine, chocolate, ketamine.	1 week	
Heavy metal toxicity screen	HMTS	Serum+EDTA+Urine	**NEW!**	1 week	
Ethylene glycol	TOX3	Heparin blood, urine, fresh tissue, contaminated material, stomach content		1 week	
Vitamin K1 / K1 epoxide	TOX4	EDTA	**NEW!**	1 week	
Warfarin and coumarin derivates	TOX2	Heparin blood, urine, fresh tissue, contaminated material, stomach content		2 weeks	
Cadmium	CADM	Serum	**NEW!**	1 week	
Cobalt	COB	Serum	**NEW!**	3 days	
Lead	LEAD	Whole EDTA or Heparin		3 days	

For other toxins, please contact the laboratory.

Urinalysis

All tests include full reporting unless otherwise stated

Test	Includes	Code	Sample	Comments	Turnaround	Price
Standard Urinalysis	Sediment examination (unstained preparation examined by an experienced technician), specific gravity, protein, glucose, ketones, pH (meter), heme, bilirubin	UR1	5 ml urine, plain	A minimum of 1 ml of urine is required	Same day	
Standard Urinalysis with urine Protein: Creatinine Ratio	UR1 plus urine protein: creatinine ratio	UR2	5 ml urine, plain	A minimum of 1 ml of urine is required	Same day	

Urinalysis

All tests include full reporting unless otherwise stated

Test	Includes	Code	Sample	Comments	Turnaround	Price
Standard Urinalysis with Aerobic Bacterial Culture and Sensitivity	UR1 plus aerobic bacterial culture and antibiotic sensitivities	UR3	5 ml urine, plain and Boric acid	Fill tube to the black arrow mark to avoid too high of a boric acid concentration	Same day, 1 - 3 days for culture	
Comprehensive Urinalysis	UR1 plus urine protein: creatinine ratio, aerobic bacterial culture and antibiotic sensitivities	UR4	5 ml urine, plain and Boric acid	Fill tube to the black arrow mark to avoid too high of a boric acid concentration	Same day, 1 - 3 days for culture	
Urine Culture and Sensitivity	Aerobic bacterial culture and antibiotic sensitivities	CUL1	5 ml urine, Boric acid	Fill tube to the black arrow mark to avoid too high of a boric acid concentration	1 - 3 days	
Urine Protein: Creatinine Ratio (UPC)		UPCR	Minimum of 1 ml urine in plain tube		Same day	
Microalbumin		MIAB	Minimum of 1 ml urine in plain tube	**NEW!**	1 - 3 days	
Urine Cortisol: Creatinine Ratio		UCCR	5 ml urine, plain		Same day	
Urine Cytology	Cytological examination of urine or prostatic washes. Performed by a clinical pathologist on stained smears obtained by sediment preparation or cytocentrifugation. Recommended if suspicion for neoplasia.	CYTU	5 ml urine, plain and EDTA tubes, air-dried urine sediment slides		Same day	
Urine Cytology (when added to a UR profile)	as above	CYU+	as above	**NEW!**	Same day	
Urine Protein Electrophoresis		UPE	Minimum of 1 ml urine in plain tube		1 - 2 days	
COLA Amino Acids	Cystine, Ornithine, Lysine, Arginine	COLA	5 ml urine, plain tube		7 - 10 days	
Fanconi Screen	Threonine, Glutamine, Proline, Glycine, Alanine, Creatinine, Glucose	FANC	5 ml urine, plain tube		7 - 10 days	
SDMA	Symmetric dimethylarginine	SDMA	Serum		2 - 3 days	
Cystatin C		CYST	Serum		2 - 3 days	
Fractional excretion	Can be performed for Sodium, Chloride, Potassium, Calcium or Phosphorus	FRAC	Serum AND urine		Same day	
Calculus Analysis		CALC	Dry calculus		2 - 3 days	
BRAF mutation	For confirmation of canine transitional cell carcinoma (TCC)	BRAF	Prestained smears, air dried smears, fluid, tissue in formalin, urine sediment	Please be aware the mutation is found in a large percentage (but not all) canine TCCs	4 days	

Endocrinology - Thyroid

All tests include full reporting unless otherwise stated 1ml unless indicated

Test	Code	Sample	Comment	Turnaround	Price
Total T4	K9T4/T4	Serum		Same day	
Total T4 + Urea + Creatinine	T4UC	Serum		Same day	
Total T4 + TSH	T4SH	Serum		Same day	
TSH	CTSH/TSH	Serum		Same day	
Free T4 by equilibrium dialysis (fT4)	FT4D	Serum		3 days	
T4AA, T3AA, TGAA - autoantibodies (dog)	THYA	Serum	for supected hypothyroidism with atypical T4/TSH results	~2 weeks	
T4, fT4, T3, fT3, TSH, T4AA, T3AA, TGAA (dog)	T4CP	Serum		~2 weeks	
T4, fT4, T3, fT3, TSH (cat)	THYC	Serum		~2 weeks	

Endocrinology - Adrenal/Pituitary

All tests include full reporting unless otherwise stated 1ml unless indicated

Test	Code	Sample	Comments	Turnaround	Price
ACTH Stimulation Test (Canine - 2 measurements)	ADR1	Pre and post serum	Used to help diagnose spontaneous hyperadrenocorticism, spontaneous hypoadrenocorticism and iatrogenic hyperadrenocorticism. • Collect fasted baseline serum sample • Inject 125 µg of synthetic ACTH intravenously or intramuscularly if patient is <5kg. Otherwise use 250 µg. Studies showed that similar results can be obtained also by injecting 5 µg/kg of synthetic ACTH. • Collect a 60 minute post-ACTH sample • Label tubes appropriately (Take sample 4-6 hours post-pill if monitoring response to Vetoryl/Trilostane.)	Same day	
ACTH Stimulation Test (Feline - 3 measurements)	ADRC	Pre and 2 post serum	Hyperadrenocorticism is rare in cats. The ACTH stimulation test has low sensitivity for detection of this disease. A low dose dexamethasone suppression test is comparatively superior for diagnosing feline hyperadrenocorticism. • Collect fasted baseline serum sample • Inject 125 µg of synthetic ACTH intravenously • Collect 60 and 90 minute post-ACTH samples • Label tubes appropriately	Same day	
Cortisol	COR	Serum	Used as a screening test for hypoadrenocorticism or pre-trilostane dosing for monitoring hyperadrenocorticism.	Same day	

Endocrinology - Adrenal/Pituitary

All tests include full reporting unless otherwise stated 1ml unless indicated

Test	Code	Sample	Comments	Turnaround	Price
Endogenous ACTH	ACTH	Frozen EDTA Plasma	Help differentiating between pituitary dependend hyperadrenocorticism and adrenal neoplasia. • Collect fasted blood sample into a plastic chilled EDTA tube (no glass tubes) • Centrifuge immediately • Transfer plasma into a chilled plastic plain tube • Freeze immediately • Contact the laboratory for collection • Sample MUST arrive frozen	2 - 4 days	
Low Dose Dexamethasone Suppression Test	ADR2	Pre and 2 post serum	Used to help diagnose spontaneous hyperadrenocorticism. • Collect fasted baseline serum sample • **Canine:** Inject 0.015 mg/kg dexamethasone intravenously • **Feline:** Inject 0.1 mg/kg dexamethasone intravenously • Collect a 4 and 8 hour post-dexamethasone sample • Label tubes appropriately	Same day	
High Dose Dexamethasone Suppression Test	ADR3	Pre and 2 post serum	Used only once a diagnosis of hyperadrenocorticism has been made. This test helps to differentiate between pituitary dependent hyperadrenocorticism and adrenal neoplasia. • Collect fasted baseline serum sample • CANINE: Inject 0.1 mg/kg dexamethasone intravenously • FELINE: Inject 1.0 mg/kg dexamethasone intravenously • Collect a 4 and 8 hour post-dexamethasone sample • Label tubes appropriately	Same day	
Urine Cortisol: Creatinine Ratio	UCCR	Urine	Used as a screening test for hyperadrenocorticism. Clean, cystocentesis collected sample is preferred	Same day	
Aldosterone	ALD1	Serum	For suspected hyperaldosteronism	Up to 7 days	
Dynamic Aldosterone Test	ALD2	Pre and post serum	For suspected hyperaldosteronism. Performed as per an ACTH stimulation test	Up to 7 days	
Dynamic 17-Hydroxyprogesterone Test (SHAP)	SHAP	Pre and post serum	To aid in the diagnosis of "atypical" hyperadrenocorticism. Performed as per an ACTH stimulation test	~1 week	
Canine adrenal profile	SHA1	Pre and post serum	17-Hydroxyprogesterone, androstenedione, oestradiol, cortisol. Performed as per an ACTH stimulation test	~1 week	
Metanephrine and Normetanephrine	NMN	Frozen EDTA plasma + urine	**NEW!** To assist in the diagnosis of pheocromocytoma	Up to 2 weeks	
Combined Aldosterone and Renin		Contact Laboratory	To aid the diagnosis of hyperaldosteronism (Conn's Disease)	Up to 2 weeks	

Endocrinology - Adrenal/Pituitary

All tests include full reporting unless otherwise stated 1ml unless indicated

Test	Code	Sample	Comments	Turnaround	Price
Ferret Adrenal Profile	FERC	Serum	17-OH Hydroxyprogesterone, androstenedione, oestradiol.	2 - 4 days	
Equine PPID Profile (Insulin, ACTH, Glucose, Fructosamine, Triglycerides, GGT, RISQI, MIRG, Insulin/Glucose ratio)	PPID	Frozen serum + frozen EDTA plasma + Ox-F	• Serum and EDTA plasma have to be transferred into plain tubes and then frozen immediately. • Contact the laboratory for collection as those samples must arrive frozen.	2 - 3 days	
Equine Metabolic Syndrome Profile (Insulin, Glucose, Fructosamine, RISQI, MIRG, Insulin/Glucose ratio)	EMS	Frozen serum + Ox-F	• Sample collection and handling as above	2 -3 days	

Endocrinology - Reproduction

All tests include full reporting unless otherwise stated 1ml unless indicated

Test	Code	Sample	Comments	Turnaround	Price
Anti-Mullerian Hormone (AMH)	AMH	Serum	Sensitive test for detection of ovarian tissue in mature cats and dogs. Useful to establish spay status in strays, even when bitches and queens are not showing signs of oestrus. Occasional false negative may occur in dogs if the progesterone dominated phase of cycle. Combined measurement of basal progesterone or dynamic test may help to determine status in such cases. Used also as a cryptorchid test to detect testicular tissue.	3 - 4 days	
Inhibin	INH	Serum	Useful to help identify granulosa cell tumours in mares.	Up to 3 weeks	
Luteinizing hormone (LH)	LH	Chilled/frozen serum only		2 days	
Oestradiol	OES	Serum	Can be used as a screening test for ovarian remnant in dogs and cats showing signs of oestrus or excess production of oestradiol due to adrenal disease	3 - 4 days	

Endocrinology - Reproduction

All tests include full reporting unless otherwise stated 1ml unless indicated

Test	Code	Sample	Comments	Turnaround	Price
Dynamic Oestradiol Test	OESS	Pre and post serum	**FELINE:** This test can be used for ovarian remnant detection in queens not showing signs of oestrus • Collect fasted baseline serum sample • Inject 0.32 µg of GnRH Buserelin (Receptal®; Intervet SP) intravenously. As a very small volume of drug is used, it is recommended to dilute with sterile water to 1:10 for injection. • Collect a 3 hour post-Buserelin sample • Label tubes appropriately **CANINE:** Recommended test for ovarian remnant detection in bitches not showing signs of oestrus • Collect fasted baseline serum sample • Inject 200 IU hCG (Chorulon®; Intervet SP) intravenously for dogs <15 kg; 300 IU for dogs >15 kg • Collect a 90 minute post-hCG sample • Label tubes appropriately	3 - 4 days	
Oestrone Sulphate	OESH	Serum	Pregnancy test for horses (from day 110 and until 1 week prior to birth)	3 - 4 days	
Pregnant Mare Serum Gonadotrophin (PMSG)	PMSG	Serum	Pregnancy test for horses (from day 45 to 110)	3 - 4 days	
Progesterone	PRO	Serum	Used to help predict ovulation in bitches. Testing is recommended to begin from 7 days after the onset of season. Not recommended as a screening test for ovarian remnants in cats.	Same day	
Dynamic Progesterone Test	PROS	Pre and post serum	**FELINE:** Recommended test for ovarian remnant detection in queens showing signs of oestrus • Collect fasted baseline serum sample • Inject 500 IU hCG intravenously • Collect a post-hCG sample 7 days later • Label tubes appropriately	Same day	
Relaxin	RELX	Frozen serum only	Pregnancy test for dogs and cats (from 25-28 days after conception)	4 days	
Testosterone	TES	Serum	Screening test for the presence of testicular tissue	3 days	
Dynamic Testosterone Test	TESS	Pre and post serum	USed to detect presence of testicular tissue. **FELINE:** • Collect fasted baseline serum sample • Inject 500 IU hCG intravenously • Collect a post-hCG sample between 30 - 120 minutes • Label tubes appropriately **CANINE:** • Collect fasted baseline serum sample • Inject 750 IU hCG intravenously • Collect a post-hCG sample between 30 - 120 minutes • Label tubes appropriately	3 days	

Endocrinology - Other

All tests include full reporting unless otherwise stated 1ml unless indicated

Test	Code	Sample	Comments	Turnaround	Price
Erythropoietin	EPO	Frozen serum only	For investigating erythrocytosis/anaemia • Contact the laboratory for collection • Sample MUST arrive frozen	1 week	
Insulin (add glucose - £5)	INS	Frozen serum only (insulin) Ox-F for glucose	For suspected insulinoma; measurement of contemporaneous glucose is required for interpretation. •Contact the laboratory for collection • Sample MUST arrive frozen • Concurrent measurement of glucose is strongly recommended to correctly interpret the insulin result	3 days	
Insulin-like Growth Factor (IGF-1)	IGF	Frozen serum only	For suspected acromegaly or dwarfism. • Contact the laboratory for collection • Sample MUST arrive frozen	3 days	
Parathyroid Hormone (PTH) (add ionised calcium - £26)	PTH	Frozen EDTA plasma only (PTH), serum (iCa)	For evaluation of suspected primary hyperparathyroidism. • Collect fasted blood sample into a plastic chilled EDTA tube (no glass tubes, avoid haemolysis and lipemia) • Gently invert several times to mix thoroughly • Centrifuge immediately • Transfer plasma into a chilled plastic plain tube (mix well again if using an EDTA tube) • Freeze immediately • Contact the laboratory for collection • Sample MUST arrive frozen Ionised calcium should be measured concurrently • Collect into a plain serum tube (no gel) ensuring the tube is completely filled without any air bubbles • Allow blood to clot (~15-20 min), centrifuge and transfer serum into a plain airtight tube, completely filling it (NO air)	Up to 2 weeks	
Parathyroid Hormone Related Peptide (PTHrp) (add ionised calcium - £26)	PTHR	Frozen EDTA plasma only (PTHrp), serum (iCa)	For evaluation of suspected hypercalcaemia of malignancy. • Collect fasted blood sample into a plastic chilled EDTA tube (no glass tubes, avoid haemolysis and lipemia) • Gently invert several times to mix thoroughly • Centrifuge immediately • Transfer plasma into a chilled plastic plain tube • Freeze immediately • Contact the laboratory for collection • Sample MUST arrive frozen Ionised calcium should be measured concurrently • Collect into a plain serum tube (no gel) ensuring the tube is completely filled without any air bubbles • Allow blood to clot (~15-20 min), centrifuge and transfer serum into a plain airtight tube, completely filling it (NO air)	Up to 2 weeks	
Vitamin D3 (25 OH)	VITD	Frozen serum	Protect from light	~1 week	

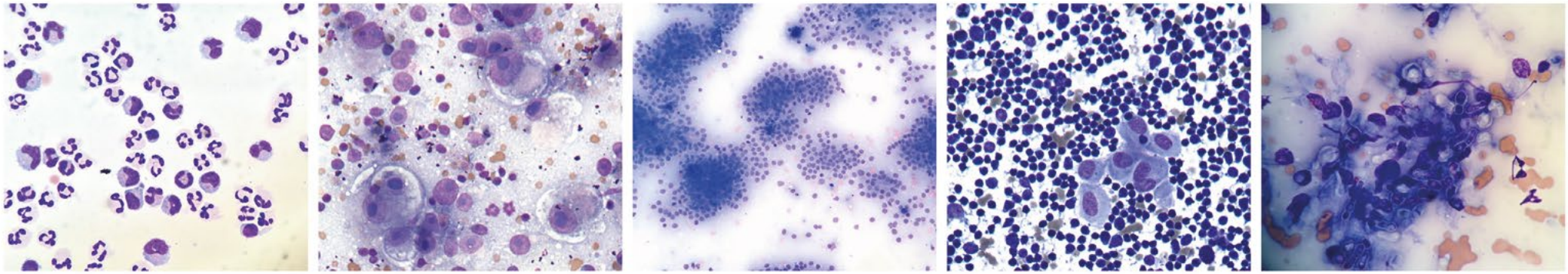

Cytology

Batt Laboratories Ltd offers a comprehensive cytology service for all domestic species. This is provided by our on-site Clinical Pathologists, **Francesco Cian** (DVM, DipECVCP, FRCPath, MRCVS) and **Lucia Sanchini** (DVM, MSc, DipECVCP, FRCPath, MRCVS).

Cytology is a rapid, simple, safe and cost-effective diagnostic method for the diagnosis of a spectrum of inflammatory and neoplastic diseases.

The turnaround time for all our cytology submissions is typically within 24 hours of receipt of the sample. Our clinical pathologists are also readily available to discuss results and to give further advice. Samples may be submitted as air-dried smears or fluid for processing.

Here are a few tips you should find helpful when submitting samples for cytology:

- **Clinical history and location** are vitally important in interpreting cytology samples. Submission forms should include a brief clinical history, site of collection and appearance of the lesion/organ sampled. Slides should have frosted ends to enable them to be appropriately labelled (patient name, site of aspiration) - this is particularly relevant when submitting samples from multiple lesions.
- **Exposure to formalin** of any kind renders samples un-readable using the traditional Romanowsky stain - cytology samples should therefore be sent in a sealed bag, separate from any biopsy specimens in formalin.
- When submitting **fluid samples** of any kind, it is best to provide both EDTA and plain tubes samples, as well as one or two air-dried direct smears.
- In cases where **bacterial culture** of a fluid may be required, a separate sample (in a plain tube) must be provided.
- **Bone marrow aspirates** should always be submitted with a concurrent EDTA blood sample (or no longer than 24h difference between sampling times). Bone marrow interpretation is frequently not possible in the absence of concurrent peripheral blood evaluation,

Please don't hesitate to call for clarification of our assays and services, including sampling protocols or to discuss any additional requirements.

Cytology and Histology

All tests include full reporting unless otherwise stated 1ml unless indicated

Test	Details	Code	Sample	Comments	Turnaround	Price
Cytology (FNA/smears) up to 3 sites		CYT	Air dried smears	Unlimited number of slides, up to 3 sites from the same animal	Within 24 h	
Cytology (FNA/smears) 4 or more sites		CYT+	Air dried smears	Unlimited number of slides, 4 or more sites from the same animal	Within 24 h	
Cytology (Cavity effusions)	Including cytology, total protein, albumin, globulin (cholesterol and triglyceride when appropriate)	EFF	Fluid + air dried smears	Please submit fluid in both EDTA and plain tubes + 1-2 air dried direct smears	Within 24 h	
Cytology (CSF, synovial fluid)	Including cytology, total protein, total nucleated cell count, total red blood cell count	CCSF/ SYNC	Fluid + air dried smears	Please submit fluid in both EDTA and plain tubes + 1 - 2 air dried direct smears	Within 24 h	
Cytology (urine/prostatic wash)		CYTU	Urine/Prostatic lavage	Please submit 5ml fresh urine sample/prostatic wash in plain and EDTA tubes	Within 24 h	
Cytology (Broncoalveolar lavage/Transtracheal wash)		BAL	Broncoalveolar lavage/ Transtracheal wash	Please submit fluid in both EDTA and plain tubes + 1 - 2 air dried direct or sediment smears	Within 24 h	
Bone marrow cytology		BM1	Air dried smears + EDTA tube	Please submit concurrent EDTA sample of peripheral blood (haematology + £23)	Within 24 h	
Histopathology		HI1	Tissue in formalin	Up to 3 sites from the same animal. Add £11.50 when 4 or more sites.	3 - 4 days	
Cytology + Histopathology		H&C	Air dried smears + tissue in formalin	Up to 3 sites (cyto) and 3 sites (histo) from the same animal.	Within 24h / 3 - 4 days for histology	
Flow cytometry (immuno-phenotyping lymphoma/ leukaemia)		FLOW	EDTA blood (for peri-pheral blood/leukaemia), cells suspended in fixative solution (for solid lesions/lymphoma).	Contact the laboratory to request special fixative solution. Sample has to be fresh and reach the laboratory within 24h. Cytology sample (if from a lymph node or other organ) or blood smear should also be submitted.	2 days	
PARR (clonality testing for lymphoma)		PARR	Prestained smears, air dried smears, fluid, tissue in formalin	Following cytology/histology	3 - 4 days	
Immunohistochemistry (lymphoma)	Various T and B lymphoid markers	ICC2	Tissue in formalin	Following histology	Up to 2 weeks	
Immunohistochemistry (mast cell tumour)	cKit and Ki67	MCT	Tissue in formalin	Following histology	Up to 2 weeks	
	ckit	KIT	Tissue in formalin	Following histology	Up to 2 weeks	
	ki67	KI67	Tissue in formalin	Following histology	Up to 2 weeks	
Further cyto/histochemical stains				Following cytology/histology	Up to 2 weeks	
Further immunocyto/ immunohistochemical stains				Following cytology/histology	Up to 2 weeks	
BRAF mutation	For confirmation of canine transitional cell carcinoma (TCC)	BRAF	Prestained smears, air dried smears, fluid, tissue in formalin, urine sediment	Please be aware the mutation is found in a large percentage (but not all) of canine TCCs	4 days	

PLEASE NOTE: Any and all cytology slides should be packaged and submitted separately from histology samples as any exposure to formalin fumes can markedly alter cell morphology potentially rendering the sample non-diagnostic. **DO NOT** add formalin to any fluid samples being submitted for cytology. Turnaround time for histopathology may be longer than 4 days if the sample require further fixation or decalcification.

Infectious Disease - Antigen / Antibody Testing Canine/Feline

All tests include full reporting unless otherwise stated 1ml unless indicated

Test	Code	Sample	Comment	Turnaround	Price
Anaplasma phagocytophilum antibody	SANA	Serum	ELISA	1 - 4 days	
Angiostrongylus vasorum (Lungworm) antigen	LWA	Serum, EDTA	ELISA	Same day	
Aspergillus antibody	ASPS	Serum	MAT	5 - 7 days	
Aujeszky virus (Pseudorabies)	AUVI	Serum	**NEW!** VNT	1 - 4 days	
Babesia antibody (ELISA)	BAB	Serum	ELISA	1 - 4 days	
Babesia gibsoni antibody (IFAT)	SBGI	Serum	IFAT	1 - 4 days	
Bartonella henselae antibody	BARB	Serum	IFAT	1 - 4 days	
Borellia antibody (IgM + IgG)	BOR	Serum	ELISA (IFAT also available upon request)	1 - 4 days	
Borrelia (Western blot)	SBWB	Serum	Western blot	1 - 4 days	
Bornavirus antibody	SBOR	Serum	Indirect IFA	5 - 7 days	
Brucella canis antigen	BRUC	Serum	IFAT (RSAT also available upon request)	1 - 4 days	
Canine Adenovirus (CAV) antibody	CAV	Serum	IFAT	1 - 4 days	
Canine Distemper (CDV) antibody	CDV	Serum	IFAT	1 - 4 days	
Canine Herpes (CHV) antibody	HERA	Serum	IFAT	1 - 4 days	
Canine Parvovirus (CPV) antibody	CPV	Serum	IFAT	1 - 4 days	
Canine Parvovirus (CPV) antigen	PARV	Faeces	ICG	Same day	
CAV, CDV, CPV - vaccine status dog	ADP1	Serum	IFAT	1 - 4 days	
CAV, CDV, CPV & Lepto - vaccine status dog	ADP	Serum	IFAT, MAT	1 - 4 days	
CAV, CDV, CPV - vaccine status dog (gold standard)	ADP2	Serum	**NEW!** VNT, HAI	1 week	
Chlamydia antibody	CHB	Serum	IFAT	1 - 4 days	
Chlamydia antigen	SCHL	Serum	IFAT	1 - 4 days	
Cryptosporidia antigen	CRYE	Fresh faeces	EIA (IFAT also available upon request)	1 - 4 days	
Cryptococcus antigen	CRYA	Serum	LTD	2 days	
Dirofilaria immitis antigen	DIR	EDTA or Heparin	ELISA	1 - 4 days	
Erhlichia canis antibody	EHR	Serum	IFAT	1 - 4 days	
Feline calicivirus (FCV) antibody	FCA	Serum	IFAT	1 - 4 days	
Feline coronavirus antibody (FeCoV) - FIP	FIP	Serum	IFAT	1 - 4 days	
Feline herpes virus (FHV) antibody	FHV	Serum	IFAT	1 - 4 days	
Feline panleukopaenia (FPV) antibody	FPV	Serum	IFAT	1 - 4 days	
Feline panleukopaenia (FPV) antigen	PARV	Faeces	ICG	Same day	

Infectious Disease - Antigen / Antibody Testing Canine/Feline

All tests include full reporting unless otherwise stated 1ml unless indicated

Test	Code	Sample	Comment (including methodology)	Turnaround	Price
FCV, FHV, FPV - vaccine status cat	CHPS	Serum	IFAT	1 - 4 days	
FCV, FHV, FPV - vaccine status cat (gold standard)	CHP1	Serum	**NEW!** VNT, HAI	1 week	
FeLV antigen - ELISA	FLV	Serum	ELISA - screening test	Same day	
FELV (IFAT)	FLV1	EDTA + blood smear	**NEW!** IFAT -confirmatory test	1 week	
FIV antibody (ELISA)	FIV	Serum	ELISA screening test	Same day	
FIV (IFAT)	FIV1	Serum	**NEW!** IFAT - confirmatory test	1 week	
FIV antibody (Western blot)	FIV2	Serum	**NEW!** Western Blot - confirmatory test	1 - 4 days	
FeLV antigen and FIV antibody (ELISA)	FLI	Serum, EDTA	ELISA - screening test	Same day	
FeLV, FIV & FeCoV (FIP)	FLIP	Serum	ELISA (FeLV, FIV), IFAT (FIP)	1 - 4 days	
Giardia (antigen)	GIA	Fresh faeces or 3 day pooled faeces	ICG	Same day	
Leishmania (ELISA)	SLEL	Serum	ELISA	1 - 4 days	
Leishmania (IFAT)	LEIS	Serum	IFAT	1 - 4 days	
Leptospira antibody	LEP	Serum	MAT	1 - 4 days	
Listeria antibody	SLIS	Serum	MAT	1 - 4 days	
Microfilaria (Knott test)	KNOT	EDTA or Heparin	Knott test	1 - 4 days	
Neospora caninum antibody (IgM, IgG)	NEO	Serum	IFAT	1 - 4 days	
Rabies antibody	RAB	Serum	VNT	10 - 14 days	
Rickettsia conorii antibody	RICC	Serum	IFAT	1 - 4 days	
Rickettsia rickettsii antibody	RICK	Serum	IFAT	1 - 4 days	
Salmonella antibody	SSAL	Serum	MAT	1 - 4 days	
Sarcoptes antibody (Canine only)	SAR	Serum	ELISA	1 - 4 days	
Tetanus (Clostridium) antibody	TET	Serum	ICG	7 - 14 days	
Tick-borne encephalitis antibody (IgG)	TBEE	Serum, CSF	**NEW!** ELISA. IgM available upon request	7 - 14 days	
Toxoplasma antibody (IgG, IgM)	TOX	Serum	ELISA or IFAT	1 - 4 days	
Trypanosoma evansi (canine) antibody	STRE	Serum	CATT	1 - 4 days	
Yersinia antibody	SYER	Serum	IFAT	1 - 4 days	

Infectious Disease - Equine

All tests include full reporting unless otherwise stated 1ml unless indicated

Test	Code	Sample	Comment	Turnaround	Price
Anaplasma phagocytophilum antibody	SANA	Serum	IFAT	1 - 4 days	
Babesia antibody (IFAT)	SBGI	Serum	IFAT	1 - 4 days	
Babesia antibody (ELISA)	BABE	Serum	ELISA	3 - 4 days	
Babesia antibody (Compliment Fixation)	BACF	Serum	CFTs	~5 days	
Borrelia antibody (IFAT)	BOR	Serum	IFAT	1 - 4 days	
Borrelia antibody (Western blot)	SBWB	Serum	Western blot	1 - 4 days	
Bornavirus antibody	SBOR	Serum	Indirect IFA	5 - 7 days	
Burkholderia mallei antibody (Glanders)	SGLA	Serum	IFAT	5 - 6 days	
Equine Herpes Virus 1 and 4 antibody	EH14	Serum	IFAT	1 - 4 days	
Equine Infectious Anemia antibody (Coggins)	EIAC	Serum	IFAT	3 - 4 days	
Equine Infectious Anemia antibody (ELISA)	EIAE	Serum	ELISA	1 - 4 days	
Equine Viral Arteritis antibody	SEVA	Serum	VNT	5 - 6 days	
Influenza Virus antibody	SEIV	Serum	HAI	5 - 6 days	
Leptospira antibody	LEP	Serum	MAT	1 - 4 days	
Listeria antibody	SLIS	Serum	MAT	1 - 4 days	
Salmonella abortus equi antibody	SSAE	Serum	MAT	5 - 6 days	
Stomatitis Vesicularis antibody	SSV	Serum	VNT	10 - 14 days	
Streptococcus equi antibody	SSV	Serum	VNT	10 - 14 days	
Tetanus (Clostridium) antibody	TET	Serum	ICG	7 - 14 days	
Tick-borne encephalitis antibody (IgG)	TBEE	Serum, CSF	**NEW!** ELISA. IgM available upon request	7 - 14 days	
Trypanosomas equiperdum (Dourine)	SDOU	Serum	CFTs	5 - 6 days	
West Nile Virus antibody (IgG + IgM)	WNVE	Serum	**NEW!** ELISA	3 - 4 days	

Infectious Disease - Farm Animal

All tests include full reporting unless otherwise stated

1ml unless indicated

Test	Code	Sample	Turnaround	Price
Anaplasma phagocytophilum antibody	SANA	Serum	1 - 4 days	
Actinobacillus pleuropneumoniae antibody (porcine)	SAPP	Serum	~5 days	
Aspergillus antibody	ASPS	Serum	5 - 7 days	
Babesia Antigen (Microscopic)	BABA	Blood smear, EDTA	1 - 4 days	
Bovine Herpes Virus 1 (IBR) antibody	BHV1	Serum	3 - 4 days	
Bovine Herpes Virus 1 (IBR) gE	BHVE	Serum	~7 days	
Bovine Herpes Virus 1 (IBR) gB	BHVB	Serum	~7 days	
Borellia antibody (IgM + IgG)	BOR	Serum	1 - 4 days	
Bornavirus antibody	SBOR	Serum	5 - 7 days	
Brucella antibody	BBRU	Serum	1 - 4 days	
BVD Virus antibody	SBVD	Serum, Milk	3 - 5 days	
Caprine Arthritis Encephalitis Virus (Maedi-Visna) antibody	SCAE	Serum	1 - 4 days	
Chlamydia antibody	CHB	Serum	1 - 4 days	
Coxiella burnetii antibody	SCOX	Serum	1 - 4 days	
Fasciola hepatica antibody	SFAS	Serum, Milk	3 - 4 days	
Leptospira antibody	LEP	Serum	1 - 4 days	
Listeria antibody	SLIS	Serum	1 - 4 days	
Mycoplasma hyopneumoniae antibody	SMYP	Serum	2 - 3 days	
Neospora caninum antibody (IgM, IgG)	NEO	Serum	1 - 4 days	
Ostertagia ostertagi antibody	OSOS	Milk, Bulk tank milk	3 - 4 days	
Paratuberculosis antibody	SPT	Serum	2 - 3 days	
Parvovirus (SMEDI) antibody	SMED	Serum	2 - 3 days	
Porcine Reproductive and Respiratory Syndrome Virus antibody	PRRS	Serum	~5 days	
Salmonella Dublin antibody	SSDU	Serum	~7 days	
Toxoplasma antibody (IgG, IgM)	TOX	Serum	1 - 4 days	
Yersinia antibody	SYER	Serum	1 - 4 days	

Infectious Disease - Avian

All tests include full reporting unless otherwise stated

1ml unless indicated

Test	Code	Sample	Turnaround	Price
Aspergillus antibody	ASPS	Serum	5 - 7 days	
Aspergillus Galactomannan antibody	ASPG	Serum	7 - 10 days	
Bornavirus antibody	SBOR	Serum	5 - 7 days	
Chlamydia antibody	CHB	Serum	1 - 4 days	
Herpes virus (Pacheco‘s Disease) antibody	SPAC	Serum	7 -10 days	
Paramyxovirus aPMV-1 antibody (Newcastle Disease)	NEWD	Serum	7 - 10 days	
West Nile Virus antibody (IgG)	WNV	Serum	2 - 3 days	

Infectious Disease - Small Mammals

1ml unless indicated

Test	Code	Sample	Comment	Turnaround	Price
Cytomegalovirus antibody	CMV	Serum	Mouse, Rat, Guinea pig	2 - 3 days	
Dirofilaria antigen	DIR	EDTA or Heparin	**NEW!** Ferret	1 - 4 days	
Distemper virus antibody	CDV	Serum	**NEW!** Ferret	1 - 4 days	
Encephalitozoon cuniculi antibody (IgG)	ECUN	Serum	Rabbit, Guinea pig.	1 - 4 days	
Encephalitozoon cuniculi antibody (IgG+IgM)	ECU2	Serum	**NEW!** Rabbit, Guinea pig.	2 - 3 days	
Hantavirus antibody	HANT	Serum	Rat, Mouse	2 - 3 days	
Lymphocytic Choriomeningitis Virus antibody	LCVM	Serum	Guinea pig, Mouse, Hamster	2 - 3 days	
Myxomavirus antibody	SMYX	Serum	Rabbit	2 - 3 days	
Sendai Virus antibody	SSSV	Serum	Rabbit, Guinea pig, Rat, Mouse, Hamster	2 - 3 days	
Toxoplasma gondii antibody	TOX	Serum	Rabbit, Guinea pig	1 - 4 days	
Treponema paraluiscuniculi antibody	TRPP	Serum	Rabbit	2 - 3 days	

Infectious Disease - Reptiles

1ml unless indicated

Test	Code	Sample	Comment	Turnaround	Price
Giardia antigen	GIAR	Faeces	**NEW!**	1 - 4 days	
Cryptosporidia antigen	CRYR	Faeces	**NEW!**	1 - 4 days	
Herpesvirus (TeHV-1 and TeHV-3) antibody	SHTT	Serum, Heparinized plasma	Tortoise	7 - 14 days	
Paramyxovirus/Ferlavirus antibody	SRPF	Serum, Heparinized plasma		~7 days	
Picornavirus antibody	SPIC	Serum, Heparinized plasma	Tortoise	7 - 14 days	

Infectious Disease - PCR Canine/Feline

All tests include full reporting unless otherwise stated

1ml unless indicated

Test	Code	Sample	Comment	Turnaround	Price
QUALITATIVE PCR					
Anaplasma phagocytophilum	ANAP	EDTA, CSF, Bone marrow, Synovial fluid, Tick		1 - 4 days	
Anaplasma platys	XAPL	EDTA, Tick		1 - 4 days	
Aelurostronglyus abstrusus (feline lungworm)	XAAB	EDTA, BAL Faeces	**NEW!**	3 - 4 days	
Angiostrongylus vasorum (canine lungworm)	XAVA	EDTA, BAL, Faeces		1 - 4 days	
Aspergillus fumigatus	ASPP	Nasal flush fluid	**NEW!**	3 - 4 days	
Babesia species	BABP	EDTA, Tick		1 - 4 days	
Bartonella henselae	BARP	EDTA, CSF		1 - 4 days	
Bordetella bronchiseptica	XBB	Nasal flush, Pharyngeal swab, Tracheal wash, BAL		1 - 4 days	
Bornavirus	XBOR	EDTA, CSF		1 - 4 days	
Borrelia (Lyme disease)	BORA	Synovial fluid/ Synovium, Tick, CSF, Skin		1 - 4 days	
Brucella canis	BRUP	Swab, EDTA, semen, urine, abort material		1 - 4 days	
Campylobacter jejuni	XCJ	Faeces	**NEW!**	1 - 4 days	
Cand. Neoehrlichia mikurensis	CNMK	EDTA, Tick	**NEW!**	1 - 4 days	
Canine Adenovirus 1 (CAV-1)	ADVP	Swab, EDTA, Liver, Urine		1 - 4 days	
Canine Adenovirus 2 (CAV-2)	ADV2	Pharyngeal swab, Tracheal wash, BAL		1 - 4 days	

Infectious Disease - PCR Canine/Feline

All tests include full reporting unless otherwise stated 1ml unless indicated

Test	Code	Sample	Comment	Turnaround	Price
QUALITATIVE PCR					
Canine Circovirus	XCIR	Faeces, EDTA		1 - 4 days	
Canine Coronavirus	CORP	Faeces		1 - 4 days	
Canine Distemper virus (CDV)	CDVP	EDTA, CSF, Urine, Swab, Faeces		1 - 4 days	
Canine Herpesvirus (CHV)	HERP	EDTA, Swab, Aborted material		1 - 4 days	
Canine Parvovirus (CPV)	PARP	EDTA, Faeces		1 - 4 days	
Canine Parainfluenza virus	PIP	Nasal flush, Tracheal wash, BAL		1 - 4 days	
Chlamydia species	CHP	Swab, Faeces, Aborted material		1 - 4 days	
Cryptosporidia	XCRY	Faeces, Gastric lavage fluid		1 - 4 days	
Demodex	XDEM	Skin scraping	Semi-quantitative real-time PCR for D. canis, D. injai, D. cornei, D. cati, D. gatoi, D. felis	1 - 4 days	
Dermatophytes	DERP	Skin scraping, plucked hairs	PCR detection of M. canis, M. gypseum, M. persicolor, T. mentagrophytes, T. equinu, Trichophyton species of Arthroderma benhamiae, Trichophyton equinum, Trichophyton verrucosum, Trichophyton erinacei. Species differentiation possible in positive cases (+£29)	1 - 4 days	
Ehrlichia canis	EHRP	EDTA, Bone marrow, Tick		1 - 4 days	
Feline Calicivirus (FCV)	FCAP	Oronasal swabs, Tracheal wash, BAL, EDTA		1 - 4 days	
Feline Coronavirus (FCoV)	FIPP	Ascitic fluid, Tissue, CSF, Faeces		1 - 4 days	
Feline Herpesvirus (FHV)	HERP	Conjunctival / oronasal swabs, Tracheal wash, nasal flush fluid, EDTA		1 - 4 days	
Feline Parvovirus (FPV)	PARP	EDTA, Faeces		1 - 4 days	
FeLV provirus	FLVP	EDTA, Bone marrow		1 - 4 days	
FIV provirus	FIVP	EDTA		1 - 4 days	
Giardia species	GIAP	Fresh faeces or 3 day pooled faeces	**NEW!**	1 - 4 days	
Helicobacter species	XHEL	Tissue, Vomitus		1 - 4 days	

Infectious Disease - PCR Canine/Feline

All tests include full reporting unless otherwise stated 1ml unless indicated

Test	Code	Sample	Comment	Turnaround	Price
QUALITATIVE PCR					
Hepatozoon canis/felis	XHZC	EDTA, Tick		1 - 4 days	
Influenza A Virus	XIFA	Pharyngeal swab, Tracheal wash, BAL	**NEW!**	1 - 4 days	
Leishmania species	LEIP	Swab, aqueous humor, Bone marrow, Lymph node, Skin, EDTA		1 - 4 days	
Leptospira species	LEPP	Urine, EDTA, Aborted material		1 - 4 days	
Mycoplasma (haemotropic) dog	HMB	EDTA		1 - 4 days	
Mycoplasma (respiratory/mucous membranes) dog	MCAN	BAL, ocular/throat swab		1 - 4 days	
Mycoplasma (haemotropic) cat	HMBC	EDTA	includes species differentiation	1 - 4 days	
Mycoplasma (respiratory/mucous membranes) cat	MFEL	BAL, ocular/throat swab		1 - 4 days	
Microfilaria species	DIRP	EDTA		1 - 4 days	
Neospora caninum	NEOP	Swab, CSF, Tissue		1 - 4 days	
Orthopoxvirus (pox)	OPXV	Scurf		1 - 4 days	
Papillomavirus	XPAP	Skin		1 - 4 days	
Salmonella species	XSAL	Faeces		1 - 4 days	
Sarcoptes scabiei var. canis	XSAR	Skin scraping		1 - 4 days	
Tick-borne Encephalitis virus	XTBE	CSF, Tick		1 - 4 days	
Toxoplasma gondii	TOXP	Faeces, CSF, Aborted material		1 - 4 days	
Tritrichomonas foetus	TRIC	Fresh faeces or 3 day pooled faeces		1 - 4 days	
Yersinia enterocolitica	YENT	Faeces	**NEW!**	1 - 4 days	
QUANTITATIVE PCR					
Canine Distemper virus	CDVX	EDTA, CSF, Urine, Swab, Faeces	**NEW!**	1 - 4 days	
Canine Parvovirus	PARX	EDTA, Faeces	**NEW!**	1 - 4 days	
Feline Coronavirus - FCoV	FIPX	Ascitic fluid, Tissue, CSF, Faeces	**NEW!**	1 - 4 days	
FIV provirus	FIVX	EDTA	**NEW!**	2 weeks	
Leishmania species	LEIX	Swab, Bone marrow, Lymph node, Skin, EDTA	**NEW!**	1 - 4 days	
Microfilaria	MICX	EDTA	**NEW!**	1 - 4 days	

Infectious Disease - PCR Equine

All tests include full reporting unless otherwise stated 1ml unless indicated

Test	Code	Sample	Comment	Turnaround	Price
Anaplasma phagocytophilum	ANAP	EDTA, Tick		1 - 4 days	
Babesia species	BABP	EDTA, Tick		1 - 4 days	
Bornavirus	XBVE	EDTA, CSF, Aqueous humour		1 - 4 days	
Borrelia species	BORA	Synovial fluid/Synovium, Tick, CSF, Skin		1 - 4 days	
Bovine Papillomavirus (Sarcoid)	XBP	Scab, Hairs, Tissue		1 - 4 days	
Coronavirus	XCVE	Faeces		1 - 4 days	
Dermatophytes	DERP	Plucked hair from the active border of lesions		1 - 4 days	
Equine Herpes Virus 1 and 4	XH14	Swab, Aborted material, CSF, EDTA		1 - 4 days	
Equine Herpes Virus 2 and 5	XH25	Swab		1 - 4 days	
Equine Herpes Virus 3	XH03	Swab, tissue		1 - 4 days	
Equine Viral Arteritis Virus	XEVA	Swab, EDTA, Semen		1 - 4 days	
Equine Influenza A Virus	XEIA	Swab		1 - 4 days	
Lawsonia intracellularis	XLAW	Faeces		1 - 4 days	
Leptospira species	LEPP	Urine and EDTA, Aborted material		1 - 4 days	
Rhodococcus equi	XRHO	Swab		1 - 4 days	
Salmonella species	XSAL	Faeces		1 - 4 days	
Streptococcus equi equi / zooepidemicus	XSEE	Swab, Lymph node		1 - 4 days	
Taylorella equigenitalis	XTAY	Swab, Semen		1 - 4 days	
Tick-borne Encephalitis virus	XTBE	CSF, Tick, Serum		1 - 4 days	

Infectious Disease - PCR Farm Animal

All tests include full reporting unless otherwise stated 1ml unless indicated

Test	Code	Sample	Comment	Turnaround	Price
Anaplasma phagocytophilum	ANAP	EDTA, Tick		1 - 4 days	
Actinobacillus pleuropneumoniae (porcine)	XAPP	Swab, Nasal lavage fluid		5 - 8 days	
Babesia species	BABP	EDTA, Tick		1 - 4 days	
Bordetella bronchiseptica	XBB	Swab		1 - 4 days	
Bornavirus	XBVE	EDTA, CSF		1 - 4 days	
Borrelia species	BORA	Synovial fluid/Synovium, Tick, CSF, Skin		1 - 4 days	

Infectious Disease - PCR Farm Animal

All tests include full reporting unless otherwise stated

1ml unless indicated

Test	Code	Sample	Comment	Turnaround	Price
Bovine Herpesvirus 1	XBHP	Swab	**NEW!**	1 - 4 days	
Bovine Parainfluenza Virus 3	XBP3	Swab, Nasal lavage fluid		1 - 4 days	
Bovine Respiratory Syncytial Virus	XBRS	Swab, Nasal lavage fluid		1 - 4 days	
Bovine Viral Diarrhoea Virus - Mucosal Disease	XBVD	EDTA, Milk, Faeces, Aborted material		1 - 4 days	
Brachyspira pilosicoli / hyodysenteriae	XBRA	Faeces		1 - 4 days	
Chlamydia species	CHP	Swab, Faeces, Milk, Tracheal lavage fluid, Urine, Aborted material		1 - 4 days	
Coxiella burnetii	XCOX	Swab, Faeces, Aborted material, Milk, Skin		1 - 4 days	
Cryptosporidia	XCRY	Faeces, Gastric lavage fluid		1 - 4 days	
Dermatophytes	DERP	Plucked hair from the active border of lesions		1 - 4 days	
Influenza A Virus	XIA	Swab, Nasal lavage fluid		1 - 4 days	
Histophilus somni	HISN	Swab, Nasal lavage fluid	**NEW!**	1 - 4 days	
Lawsonia intracellularis	XLAW	Faeces		1 - 4 days	
Leptospira species	LEPP	Urine and EDTA, Milk, Semen, Aborted material		1 - 4 days	
Mannheimia haemolytica	MMGM	Swab, Nasal lavage fluid	**NEW!**	1 - 4 days	
Mycobacterium paratuberculosis	XMPT	Faeces		1 - 4 days	
Mycoplasma bovis	XMB	Swab, Nasal lavage fluid, Milk, Synovial fluid		1 - 4 days	
Mycoplasma haemolamae	XMHL	EDTA		1 - 4 days	
Mycoplasma hyopneumoniae	XMHP	Swab, Nasal lavage fluid		1 - 4 days	
Mycoplasma suis	XMS	EDTA		1 - 4 days	
Neospora caninum	NEOP	Swab, CSF, Tissue		1 - 4 days	
Pasteurella multocida	XPAM	Swab		1 - 4 days	
Porcine Circovirus 2	XMS	Swab, EDTA, Aborted material		1 - 4 days	
Porcine Coronavirus (TGE)	XTGE	Faeces		1 - 4 days	
Porcine Parvovirus (PPV)	XPPV	Swab, EDTA, Aborted material		1 - 4 days	
Porcine Reproductive and Respiratory Syndrome Virus	XPRR	Swab, Nasal lavage fluid, EDTA, Semen, Aborted material		1 - 4 days	
Toxoplasma gondii	TOXP	Aborted material		1 - 4 days	
Tritrichomonas foetus	TRIC	Swab, Prepucial lavage		1 - 4 days	
Yersinia enterocolitica	YENT	Faeces	**NEW!**	1 - 4 days	

Infectious Disease - PCR Avian

All tests include full reporting unless otherwise stated 1ml unless indicated

Test	Code	Sample	Comment	Turnaround	Price
Adenovirus	ADVP	Swab or Tissue		2 - 5 days	
Bornavirus	XABV	Swab		1 - 4 days	
Chlamydia species	PSIT	Cloacal and/or throat swab, Faeces, Tissue		1 - 4 days	
Circovirus (PBFD virus)	XPCV	EDTA, Swab, Feather, Faeces	Pigeon	1 - 4 days	
Psittacine Circovirus (PBFD)	PBFD	EDTA, Feather	Abnormal or suspicious-looking feathers are ideal for PBFD	2 - 5 days	
Psittacine Herpes (Pacheco's disease)	XAHV	EDTA, Swab, Feather, Faeces		1 - 4 days	
Mycoplasma gallisepticum / synoviae	XMGA	Swab, Tissue, Faeces		1 - 4 days	
Paramyxovirus (aPMV-1)	XPAR	Swab, Tissue		1 - 2 weeks	
Polyoma Virus	PYV	EDTA, Feather		1 - 4 days	
Pox (Avipox virus)	POX	Skin, Scab, Lesion		1 - 4 days	
Reovirus	XREO	Swab, Faeces, Tissue		2 - 5 days	
Salmonella species	XSAL	Faeces, Swab, Tissue		1 - 4 days	
Tritrichomonas foetus	XATR	Swab		1 - 4 days	
West Nile Virus	WNVP	Swab	**NEW!**	1 - 4 days	

Infectious Disease - PCR Small Mammals

All tests include full reporting unless otherwise stated 1ml unless indicated

Test	Code	Sample	Comment	Turnaround	Price
Bordetella bronchiseptica	XBB	Swab	Rabbit	1 - 4 days	
Chlamydia species	CHP	Swab		1 - 4 days	
Cryptosporidia	XCRY	Faeces	**NEW!**	1 - 4 days	
Dermatophytes	DERP	Plucked hair from the active border of lesions	Rabbit, Guinea pig	2 - 4 days	
Distemper	CDVP	Swab, Urine, CSF, EDTA	Ferret, Racoon	1 - 4 days	
Encephalitozoon cuniculi	ECUP	Urine, CSF		1 - 4 days	
European Brown Hare Syndrome Virus	XBHS	Faeces, Tissue	Hare	1 - 4 days	
Francisella tularensis	XFT	Swab, Lymph node, Tissue	Rabbit, Mouse	1 - 4 days	
Helicobacter species	XHEL	Tissue, Vomitus	Ferret	1 - 4 days	
Lawsonia intracellularis	XLAW	Faeces		1 - 4 days	
Leptospira species	LEPP	Urine and EDTA, Tissue		1 - 4 days	

Infectious Disease - PCR Small Mammals

All tests include full reporting unless otherwise stated 1ml unless indicated

Test	Code	Sample	Comment	Turnaround	Price
Mycoplasma pulmonis	XMP	Swab, Tissue	Rat, Mouse	1 - 4 days	
Myxoma virus	MYXO	Swab	Rabbit	1 - 4 days	
Orthopoxvirus	XOPV	Scab	Rabbit, Guinea pig, Rat Mouse	1 - 4 days	
Parvovirus (Aleutian mink disease)	XAMD	Swab, EDTA, Faeces	**NEW!** Ferret	1 - 4 days	
Pasteurella multocida	XPAM	Swab	Rabbit	1 - 4 days	
Rabbit Haemorrhagic Disease (including differentiation RHDV1 / RHDV2)	XRHD	Fresh liver (in saline, no formalin), EDTA, Faeces, Swab, Urine	Rabbit	1 - 4 days	
Salmonella species	XSAL	Faeces, Swab, Tissue		1 - 4 days	
Sarcoptes scabiei var. canis	XSAR	Skin scraping	Rabbit, Guinea pig, Ferret	1 - 4 days	
Toxoplasma gondii	TOXP	CSF, Tissue	Rabbit, Guinea pig	1 - 4 days	
Treponema paraluiscuniculi	XTRE	Scab, Swab, Tissue	Rabbit	1 - 4 days	

Infectious Disease - PCR Reptiles

All tests include full reporting unless otherwise stated 1ml unless indicated

Test	Code	Sample	Comment	Turnaround	Price
Adenovirus	ADVP	Swab or Tissue	Reptiles	2 - 5 days	
Arenavirus / Inclusion Body Disease	XIBD	Swab, EDTA, Tissue	Boas, Pythons	1 - 4 days	
Batrachochytrium dendrobatidis	XBDB	Swab, Tissue	Amphibians	1 - 4 days	
Batrachochytrium salamandrivorans	XBS	Swab, Tissue	Amphibians	1 - 4 days	
Chlamydia species	CHP	Swab, Nasal lavage fluid, Tissue	Reptiles, Amphibians	1 - 4 days	
Cryptosporidia	XCRY	Faeces, Gastric lavage fluid	Reptiles. Differentiation performed if positive for £19.00	1 - 4 days	
Herpesvirus	HERP	Swab, Tissue	Reptiles	2 - 5 days	
Intranuclear Coccidians (TINC)	XINC	Swab, Nasal lavage fluid, Tissue	Tortoises, turtles	1 - 4 days	
Iridovirus	XIRI	Swab, Skin, Liver	Lizards	1 - 4 days	
Mycoplasma species	XMAP	Swab, Nasal lavage fluid	Tortoises	1 - 4 days	
Nidoviruses	XNID	Swab, Tracheal lavage fluid, Tissue	Phytons, Boa	1 - 4 days	
Ophidiomyces ophiodiicola	OPOP	Swab, Skin, Tissue	**NEW!** Snakes	1 - 4 days	

Infectious Disease - PCR Reptiles

All tests include full reporting unless otherwise stated 1ml unless indicated

Test	Code	Sample	Comment	Turnaround	Price
Paramyxoviruses/Ferlaviruses	XPFV	Swab, Tracheal lavage fluid, Tissue	Reptiles	1 - 4 days	
Picornavirus (virus X)	XPIC	Swab, Tissue	Tortoises	1 - 4 days	
Ranaviruses	XRAN	Swab, Tissue	Reptiles, Amphibians, Fish	1 - 4 days	
Reoviruses	XREO	Swab, Tissue	Reptiles	2 - 5 days	
Salmonella species	XSAL	Faeces	Reptiles, Amphibians	1 - 4 days	
Sunshinevirus	XSUN	Swab, Tissue	Pythons	1 - 4 days	

Infectious Disease - PCR Bees

All tests include full reporting unless otherwise stated 1ml unless indicated

Test	Code	Sample	Comment	Turnaround	Price
Chronic Bee Paralysis Virus	CBPV	Bees	**NEW!**	1 - 4 days	
Deformed Wing Virus (DWV)	DWVP	Bees	**NEW!**	1 - 4 days	
Melissococcus plutonius (EFB)	EFBP	Bees, bee larvae	**NEW!**	1 - 4 days	
Nosemosis (microscopical)	NMSP	30-40 dead bees	**NEW!** If positive, differentiation Nosema apis / nosema ceranae	1 - 4 days	
Paenibacillus larvae	PBLP	Honey in plastic bag	**NEW!** Honey from cells close to the brood	1 week	
Sacbrood virus	SBVP	Bees	**NEW!**	1 - 4 days	

PCR Profiles - Canine

All tests include full reporting unless otherwise stated

1ml unless indicated

Test	Includes	Code	Sample	Comment	Turnaround	Price
Canine Anaemia Profile	*Babesia* species, *Ehrlichia canis, Anaplasma phagocytophilum,* Haemotropic *Mycoplasma* species	CAPP	EDTA		2 - 4 days	
Canine Diarrhoea Profile	Coronavirus, Circovirus, Parvovirus, *Giardia* species, *Cryptosporidia* species	XCDP	Faeces		2 - 4 days	
Canine Eye Profile	Herpesvirus, *Chlamydia* species, Mycoplasma species	XCEP	Ocular / conjunctival Swabs	**NEW!** Now includes Mycoplas-ma species	2 - 4 days	
Canine Neurology Profile - Small	Distemper virus, *Neospora caninum, Toxoplasma gondii, CSF protein.*	CNPS	CSF		2 - 4 days	
Canine Neurology Profile - Large	*Anaplasma phagocytophilum, Neospora caninum, Toxoplasma gondii,* Distemper virus, plus C-reactive protein, Tick-Borne Encephalitis antibody, IgA and CSF protein	CNPC	CSF		2 - 4 days	
Canine Respiratory Profile - Small	Adenovirus, Parainfluenza virus, *Mycoplasma* species	XCR1	Swab, nasal flush, tracheal wash, BAL fluids		2 - 4 days	
Canine Respiratory Profile - Large	Adenovirus, Influenza A virus, Parainfluenza Virus, Herpesvirus, Distemper virus, *Bordetella bronchiseptica, Mycoplasma* species	XCR2	Swab, nasal flush, tracheal wash, BAL fluids		2 - 4 days	
Canine Reproduction Profile	Herpesvirus, *Chlamydia* species, *Mycoplasma* species, *Brucella canis*	XCRP	Swab, aborted material		2 - 4 days	

PCR Profiles - Feline

All tests include full reporting unless otherwise stated

1ml unless indicated

Test	Includes	Code	Sample	Turnaround	Price
Feline Eye Profile	Herpesvirus, *Chlamydia* species, *Mycoplasma felis*	FEVP	Ocular / conjunctival Swabs	2 - 4 days	
Feline Neurology Profile	Bornavirus, Coronavirus, *Toxoplasma gondii, Bartonella henselae*	XFN	CSF	2 - 4 days	
Feline Respiratory Profile - Small	Calicivirus, Herpesvirus	XFR1	Swab, nasal flush, tracheal wash, BAL fluids	2 - 4 days	
Feline Respiratory Profile - Large	Calicivirus, Herpesvirus, *Chlamydia* species, *Bordetella bronchiseptica, Mycoplasma felis*	FRPL	Swab, nasal flush, tracheal wash, BAL fluids	2 - 4 days	
Feline Reproduction Profile	Herpesvirus, *Chlamydia* species, *Mycoplasma felis*	XFRP	Swab, Aborted material	2 - 4 days	

PCR Profiles - Equine

All tests include full reporting unless otherwise stated

1ml unless indicated

Test	Includes	Code	Sample	Turnaround	Price
Equine Eye Profile	Herpesvirus 2 and 5	XEEP	Ocular / conjunctival Swabs	2 - 4 days	
Equine Respiratory Profile	Herpesvirus 1 and 4, Influenza A virus	XERP	Swab, nasal flush, tracheal wash, BAL fluids	2 - 4 days	
Equine Respiratory Profile - Foal	Herpesvirus 1 and 4, Influenza A virus, *Rhodococcus equi*	XERF	Swab, nasal flush, tracheal wash, BAL fluids	2 - 4 days	
Equine Abortion Profile	Herpesvirus 1 and 4, Equine Viral Arteritis, *Leptospira species*	XEAP	Swab, Aborted material	2 - 4 days	

More PCR profiles available upon request

PCR Profiles - Farm Animal

All tests include full reporting unless otherwise stated

1ml unless indicated

Test	Includes	Code	Sample	Turnaround	Price
Bovine Respiratory Profile	Bacteriology, PCR: BRSV, BPIV-3, Mycoplasma bovis	XBRP	Nasal lavage and/or swab plus Bacterial swab	2 - 4 days	
Bovine Abortion Profile	Bacteriology, PCR: *Neospora caninum, Coxiella burnetii, Chlamydia species,* BVDV	XBAP	Swab and/or Aborted material plus Bacterial swab	2 - 4 days	
Mastitis PCR Profile	PCR assays for 16 mastitis pathogens (including Mycoplasma, yeast, Prototheca species) and β-lactamase-gene (no sensitivities)	XMAS	Milk	2 - 4 days	
Small Ruminant Abortion Profile	Bacteriology, PCR: Chlamydia species, Coxiella burnetii	XSRA	Swab and/or Aborted material plus Bacterial swab	2 - 4 days	
Porcine Respiratory Profile	Bacteriology, PCR: M. hyopneumoniae, APP, PRRSV, influenza AV, P. multocida (toxin producing)	XPRP	Nasal lavage and/or swab plus Bacterial swab	2 - 4 days	
Porcine Reproduction PCR Profile	PCR: PPV, PRRSV, PCV-2, Leptospira species, Chlamydia species	XPRE	Swab, Aborted material	2 - 4 days	
Camelid Abortion PCR Profile	PCR: Leptospira species, Toxoplasma gondii, Chlamydia species	XCAP	Swab, Aborted material	2 - 4 days	

PCR Profiles - Tick-Borne Disease

All tests include full reporting unless otherwise stated

Test	Includes	Code	Comment	Turnaround	Price
Tick Borne Disease	*Borrelia* species, Tick-Borne Encephalitis virus, *Babesia* species, *Anaplasma phagocytophilum*, *Erhlichia canis, Hepatozoon canis*		Serology and PCR testing available upon request. The selection of samples and tests to perform depend on the time of exposure and clinical signs.		

PCR Profiles - Avian

All tests include full reporting unless otherwise stated 1ml unless indicated

Test	Includes	Code	Sample	Comment	Turnaround	Price
Avian Sex Determination		ADS	EDTA, Feathers		3 - 6 days	
Avian 1	Sex determination, Circovirus (Beak and Feather Disease - PBFD)	XAV1	EDTA, Feathers	Abnormal or suspicious-looking feathers are ideal for PBFD	3 - 6 days	
Avian 2	Polyomavirus, PBFD	XAV2	EDTA, Feathers	Abnormal or suspicious-looking feathers are ideal for PBFD	3 - 6 days	
Avian 3	Polyomavirus, PBFD, Sex determination	XAV3	EDTA, Feathers	Abnormal or suspicious-looking feathers are ideal for PBFD	3 - 6 days	
Avian 4	Polyomavirus, PBFD, Sex determination, Herpesvirus	XAV4	EDTA, Feather plus Cloacal swab for Herpes	Abnormal or suspicious-looking feathers are ideal for PBFD	3 - 6 days	
Avian 5	Polyomavirus, PBFD, Herpesvirus, *Chlamydia*, Bornavirus	XAV5	Swab, EDTA and Feathers	PBFD - Abnormal or suspicious-looking feathers. Chlamydia (Psittacosis) - Cloacal and/or throat swab. Bornavirus - 4 - 8 plucked chest feathers	3 - 6 days	
Avian 6	Polyomavirus, PBFD, *Chlamydia*	XAV6	Swab, EDTA and Feathers	**NEW!** PBFD - Abnormal or suspicious-looking feathers. Chlamydia (Psittacosis) - Cloacal and/or throat swab.	3 - 6 days	

PCR Profiles - Small mammals

All tests include full reporting unless otherwise stated 1ml unless indicated

Test	Includes	Code	Sample	Turnaround	Price
Respiratory Profile Rabbit	*Bordetella bronchiseptica, Chlamydia,* toxigenic *Pasteurella multocida*	XRRP	Swab	2 - 4 days	

PCR Profiles - Reptilies / Amphibians

All tests include full reporting unless otherwise stated 1ml unless indicated

Test	Includes	Code	Sample	Turnaround	Price
Quarantine (Lizard)	Adenovirus, Ranavirus, Reovirus	XQPL	Swab	3 - 6 days	
Quarantine (Boa, Python)	Adenovirus, Reovirus, Arenavirus, Paramyxovirus/Ferlavirus	XQPS	Swab and EDTA	3 - 6 days	
Quarantine (Adder, Viper)	Adenovirus, Reovirus, Paramyxovirus/Ferlavirus	XQPV	Swab	3 - 6 days	
Quarantine (Turtle/Tortoise)	Testudinid Herpesvirus 1 and 3 (serology), *Mycoplasma agassizii* (PCR), Picornavirus (PCR), Ranavirus (PCR)), Herpesvirus (PCR)	XQPT	Swab, Nasal lavage fluid and Heparinized plasma	1 - 2 weeks	
Respiratory Turtle/Tortoise - Large	Herpesvirus, *Mycoplasma agassizii*, Picornavirus	XRTL	Swab, Nasal lavage fluid	3 - 6 days	
Respiratory Turtle/Tortoise - Small	Herpesvirus, *Mycoplasma agassizii*	XRPT	Swab, Nasal lavage fluid	3 - 6 days	
Respiratory/Neurology Pythons	Adenovirus, Reovirus, Arenavirus, Paramyxovirus/Ferlavirus, Nidovirus	XRNS	Swab and EDTA	3 - 6 days	
Respiratory/Neurology Boas	Adenovirus, Arenavirus, Paramyxovirus/Ferlavirus, Reovirus	XRNB	Swab and EDTA	3 - 6 days	
Amphibian Profile	*Batrachochytrium dendrobatidis, Batrachochytrium salamandrivorans,* Ranavirus	XAP	Swab and Tissue	3 - 6 days	
Skin Profile (Lizard)	Adenovirus, Iridovirus, Ranavirus	XLSK	Skin	3 - 6 days	
Aquatic Turtle Profile	Herpesvirus, Ranavirus, *Mycoplasma species*	XATP	**NEW!** Swab, nasal lavage	3 - 6 days	

Travel Profiles

All tests include full reporting unless otherwise stated 1ml unless indicated

Test	Includes	Code	Sample	Comment	Turnaround	Price
Canine Travel Profile 1	Serology for Leishmania, Ehrlichia canis, Babesia species	CTP1	Serum		2 - 4 days	
Canine Travel Profile 2	Serology: Leishmania, Ehrlichia canis, Babesia species, Richettsia sp. PCR: Hepatozoon, Microfilaria, Anaplasma phagocytophilum	CTP2	EDTA and Serum	Southern Spain, Balearic Islands, Canary Islands, Portugal, Greece, Southern Italy, Croatia, Turkey, Albania, Southern Romania, Bulgaria, Serbia, Bosnia	2 - 4 days	
Canine Travel Profile 3	Serology: Leishmania, Ehrlichia canis, Babesia species, Anaplasma phagocytophilum. PCR: Microfilaria	CTP3	EDTA and Serum	France, Northern Spain, Northern Italy, Slovenia	2 - 4 days	
Canine Travel Profile 4	Serology: Babesia species, Anaplasma phagocytophilum, Rickettsia species. PCR: Microfilaria	CTP4	EDTA and Serum	Poland, Czech Republic, Hungary, Ukraine, Slovakia, Northern Romania	2 - 4 days	
Canine Travel Profile - Acute	FBC, PCR: Anaplasma phagocytophilum, Anaplasma Platys, Babesia species, Hepatozoon, Ehrlichia Canis, Haemotropic Mycoplasma	CTP5	EDTA		2 - 4 days	
Feline Travel Profile	Serology: Leishmania, Ehrlichia, Rickettsia felis PCR: Microfilaria, Hepatozoon	FTP	EDTA and Serum		2 - 4 days	

Travel Profiles

All tests include full reporting unless otherwise stated 1ml unless indicated

Test	Includes	Code	Sample	Comment	Turnaround	Price
Leishmania Profile	FBC, total protein, albumin, globulin, creatinine, urea, ALT, AST, ALP, UPC, Leishmania (ELISA), serum protein electrophoresis (SPE)	LEIL	EDTA, Serum, Urine		2 - 4 days	
Vector-borne diseases Profile	Serology: Borrelia, Babesia species, Anaplasma phagocytophilum	VBDP	EDTA or serum	**NEW!**	2 - 4 days	

Microbiology

All tests include full reporting unless otherwise stated 1ml unless indicated

Test	Includes	Code	Sample	Comment	Turnaround	Price
Aerobic Culture	Aerobic bacterial cultures, systemic and topical (where appropriate) antibiotic sensitivities	CUL1	Charcoal swab		1 - 3 days	
Aerobic Culture Additional Site	Aerobic bacterial cultures, systemic and topical (where appropriate) antibiotic sensitivities	CU1+	Charcoal swab		1 - 3 days	
Aerobic and Anaerobic Culture	Aerobic and anaerobic bacterial cultures, fungal culture, systemic and topical (where appropriate) antibiotic sensitivities	CUL2	Charcoal swab		1 - 3 days	
Aerobic and Anaerobic Culture Additional Site	Aerobic and anaerobic bacterial cultures, fungal culture, systemic and topical (where appropriate) antibiotic sensitivities	CU2+	Charcoal swab		1 - 3 days	
Blood Culture	Aerobic and anaerobic bacterial cultures, systemic antibiotic sensitivities	BC&C	Culture media jar supplied upon request		1 - 3 days	
Environmental Culture	Aerobic bacterial cultures	CULS	Charcoal swab		1 - 3 days	
Environmental Culture Extended	Aerobic bacterial cultures, Salmonella culture, Campylobacter culture	CUL+	Charcoal swab		1 - 3 days	
Faecal Bacterial Pathogens	Aerobic bacterial cultures, Salmonella culture, Campylobacter culture	GE10	Fresh faeces		1 - 3 days	
Urine Culture and Sensitivity	Aerobic bacterial culture and antibiotic sensitivities	CUL1	5 ml urine, Boric acid	Fill tube to the black arrow mark to avoid too high of a boric acid concentration which may inhibit growth of some organisms	1 - 3 days	

Dermatology

All tests include full reporting unless otherwise stated 1ml unless indicated

Test	Includes	Code	Sample	Comment	Turnaround	Price
Dermatophytes Culture		FUNG	Plucked hairs from the active border of lesions	May take 2 - 4 weeks for growth	Up to 4 weeks	
Dermatophytes PCR	PCR detection of *M. canis, M. gypseum, M. persicolor, T. mentagrophytes, T. equinu, Trichophyton species of Arthroderma benhamiae, Trichophyton equinum, Trichophyton verrucosum, Trichophyton erinacei*	DERP	Skin scraping, plucked hairs	Species differentiation possible in positive cases (+£29)	2 - 4 days	
Demodex PCR	Semi-quantitative real-time PCR for *D. canis, D. injai, D. cornei, D. cati, D. gatoi, D. felis*	XDEM	Skin scraping		2 - 4 days	
Sarcoptes Antibody		SAR	Serum	Canine only	2 - 4 days	
Sarcoptes PCR	Real-time PCR for *Sarcoptes scabei var. canis*	XSAR	Skin scraping		2 - 4 days	
Skin Microscopy (Scraping) / ear microscopy	Microscopy for parasites, fungal elements/spores, bacteria, yeast	DER1	Skin scraping, dry ear swab	Up to 4 slides from the same animal	Same day	
Skin Microscopy (Scraping) and Dermatophyte Culture	Microscopy for parasites, fungal elements/spores, bacteria, yeast and Dermatophyte culture	DER2	Skin scraping, plucked hairs, skin swab, ear swab		Same day, up to 3 weeks for Dermatophytes	
Skin Microscopy (Scraping) / ear microscopy, Fungal and Bacterial Culture	Microscopy for parasites, fungal elements/spores, bacteria and yeast, fungal and bacterial culture	DER3	Skin scraping, plucked hairs, skin swab, ear swab		Same day, 2 - 3 days for bacterial culture	
Skin Microscopy (Scraping) / ear microscopy, Fungal and Bacterial Culture with possible Canine Hypothyroidism	Microscopy for parasites, fungal elements/spores, bacteria and yeast, fungal and bacterial culture, T4 and TSH	DER4	Skin scraping, plucked hairs, swab and 1ml serum		Same day, 2 - 3 days for bacterial culture, up to 3 weeks for Dermatophytes	

NOTES
Please avoid submitting skin scrapings with oil, if possible. Charcoal swabs should be used for microbiology culture unless otherwise indicated. Culture results are accompanied by MALDI-TOF identification when appropriate or when specifically requested. Sensitivity panels are tailored according to species, site and organism isolated and are included in the cost of the culture test. If specific antibiotics are required, please indicate this clearly in the clinical information box. These will be performed, where possible.

Immunology

All tests include full reporting unless otherwise stated 1ml unless indicated

Test	Code	Sample	Comment	Turnaround	Price
Acetylcholine Receptor Antibody	ARA	1 - 2 ml Serum	To aid in the diagnosis of myasthenia gravis. Collect serum sample PRIOR to initiation of corticosteroid or other immunosuppressive therapy.	2 - 3 days	
Anti Nuclear Antibody Test (ANA)	ANA	1 - 2 ml Serum	To aid in the diagnosis of autoimmune disease (eg. SLE). Collect serum sample PRIOR to initiation of corticosteroid or other immunosuppressive therapy.	2 - 3 days	
IgA	IGA	Serum		2 - 3 days	
IgG	IGGC	Serum		2 - 3 days	
IgM	IGM	Serum		2 - 3 days	
Serum protein electrophoresis	SPE	Serum	Capillary electrophoresis	2 - 3 days	
Urine protein electrophoresis	UPE	Urine	Gel electrophoresis	2 - 3 days	
Muscle Fibre Antibody Type 2M	MASM	1 - 2 ml Serum	To aid in the diagnosis of masticatory muscle myositis. Collect serum sample PRIOR to initiation of corticosteroid or other immunosuppressive therapy.	2 - 3 weeks	
Rheumatoid Factor	RF	Serum	To aid in the diagnosis of immune-mediated disease (eg. rheumatoid arthritis). Collect serum sample PRIOR to initiation of corticosteroid or other immunosuppressive therapy.	2 - 3 days	

Allergology - Canine / Feline

All tests include full reporting unless otherwise stated 1ml unless indicated

Test	Includes	Code	Sample	Comment	Turnaround	Price
Screening Test	Mites, Pollens, Moulds, Flea	ALLB	3 ml Serum		2 - 3 days	
Seasonal (Outdoor) Panel	Grasses, Weeds, Tree pollen	ALLS	1 ml Serum		2 - 3 days	
Perennial (Indoor) Panel	Moulds, Mites	ALLP	1 ml Serum		2 - 3 days	
Pruritus profile (dog)	Screening test + Sarcoptes IgG	PRPR	3 ml Serum	**NEW!**	2 - 3 days	
Feathers/Hairs/Epithelia	Cat, Dog, Rabbit, Guinea pig, Parrot, Feather mix	AFHE	1 ml Serum		7 days	
Insect Panel	Simulium, Culex, Tabanus, Stomoxys calcitrans, Cockroach	AINS	1 ml Serum		7 days	
Mediterranean Panel	Grasses, Weeds, Tree pollen, Moulds, Mites	AMED	1 ml Serum		7 days	
Hymenoptera Panel	Bee, Wasp, Hornet, Paperwasp	AHYM	1 ml Serum		10 days	
Flea Saliva IgE		FLEA	> 0.5 ml Serum		2 - 3 days	
Malassezia IgE		ALLM	> 0.5 ml Serum		7 days	

Allergology - Canine / Feline

All tests include full reporting unless otherwise stated 1ml unless indicated

Test	Includes	Code	Sample	Comment	Turnaround	Price
Staphylococcus IgG		ALST	> 0.5 ml Serum		1 - 2 days	
Canine Sarcoptes IgG		SAR	> 0.5 ml Serum	Canine only	1 - 2 days	
Canine Food Allergies	IgE and IgG against commonly used food ingredients	CFAT	1 ml Serum		2 - 3 days	
Canine Food Allergies Extended	IgE and IgG against Horse, Ostrich, Kangaroo, Wild boar, Reindeer, Amaranth, Parsnip and Millet	ACFE	1 ml Serum		7 days	
Feline Food Allergies	IgE and IgG against commonly used food ingredients	FFAT	1 ml Serum		2 - 3 days	
Feline Food Allergies Extended	IgE and IgG against Horse, Ostrich, Venison, Rabbit, Wild boar, Reindeer, Amaranth, and Millet	AFFE	1 ml Serum		7 days	
Gluten sensitivity		GLUS	Serum	**NEW!** Canine only	up to 2 weeks	

Allergology - Equine

All tests include full reporting unless otherwise stated 1ml unless indicated

Test	Includes	Code	Sample	Turnaround	Price
Screening Test	Mites, Pollens, Moulds, Flea	EALB	3 ml Serum	2 - 3 days	
Seasonal (Outdoor) Panel	Grasses, Weeds, Tree pollen	EALS	1 ml Serum	2 - 3 days	
Perennial (Indoor) Panel	Moulds, Mites	EALP	1 ml Serum	2 - 3 days	
Feathers/Hairs/Epithelia	Cat, Dog, Rabbit, Guinea pig, Parrot, Feather mix	EFHE	1 ml Serum	7 days	
Insect Panel	Simulium, Culex, Tabanus, Musca, Culicoides	EINS	1 ml Serum	2 days	
Equine Food Allergies	IgE and IgG against wheat, barley, oats, corn, molasses, soy, yeast and alfalfa	EFAE	1 ml Serum	7 days	

Allergology - Allergen-Specific Immunotherapy

All tests include full reporting unless otherwise stated

Test	Includes	Code	Turnaround	Price
Immunotherapy 1 - 4 allergens	Injectible hyposensitization - see package insert information	ALV1	~2 weeks	
Immunotherapy 5 - 8 allergens	Injectible hyposensitization - see package insert information	ALV2	~2 weeks	
Immunotherapy > 8 allergens	Injectible hyposensitization - see package insert information	ALV3	~2 weeks	

Parentage/Genetic Diseases

Tests below are commonly requested tests for genetic disease but many more are available. Please contact the laboratory if you do not see what you are looking for.
Sample material: 0.5 – 1 ml EDTA-blood, buccal swabs*
For breed identification testing contact the laboratory prior sampling as a special buccal swab is required.

Species	Code	DNA test	Breed	Price
Dog/cat	ID	DNA profiling - to provide a unique identifier for your dog	All	
Dog/cat	PAR	Parentage - to clarify whether supposed parents of a given animal are the true biological parents	All	
Dog	DNAB	Breeds identification - to provide you information about which canine breeds your mixed breed dog is made of. If interested in this test, contact the laboratory that will provide you a special buccal swab for sample collection	All mixed breed dogs	
Dog	CN	Cystinuria	Newfoundland, Landseer, Labrador	
Dog	CDMM	Degenerative myelopathy (exon 2)	All breeds	
Dog	EIC	Exercise induced collapse (EIC)	Labrador Retriever, Cocker Spaniel and others	
Dog	EF	Episodic Falling	Cavalier King Charles Spaniel	
Dog	FN	Familial nephropathy (FN)	English Cocker Spaniel	
Dog	FN1	Familial nephropathy (FN)	English Springer Spaniel, Samoyed	
Dog	FUC	Fucosidosis	English Springer Spaniel	
Dog	MDR1	MDR1 gene defect (ivermectin sensitivity)	Border Collie, Rough Collie and others	
Dog	MC	Myotonia congenita	Miniature Schnauzer	
Dog	PRA	Progressive retinal atrophy - please contact the laboratory as several genetic tests are available for this disease and these may vary depending on the breed		
Cat	4FCP	Combination genetic diseases cat: HCM, HCR, GSD4, PKD, PRA, PK-Def., SMA genetic blood determination	All breeds	
Cat	PKD	Feline Polycystic Kidney Disease	All breeds	
Cat	HCM	Hypertrophic cardiomyopathy	Maine Coon	
Horse	PSSM	Polysaccharide storage myopathy type 1	All breeds	

* contact BattLab for suitability, supply and use of cheek brushes

Index

A

Abortion PCR Profile camelid (PCR) ... 41
Abortion Profile bovine (PCR) ... 41
Abortion Profile equine (PCR) ... 41
Abortion Profile small ruminant (PCR) ... 41
Acetylcholine Receptor Antibody ... 46
ACTH Stimulation Test ... 20
Actinobacillus pleuropneumoniae antibody ... 30
Actinobacillus pleuropneumoniae (PCR) ... 35
Activated Partial Thromboplastin Time ... 14
Activated Partial Thromboplastin Time and Prothrombin Time ... 14
Additional Factors ... 15
Add-on ... 9
Adenovirus (CAV) antibody canine ... 27
Adenovirus (PCR) ... 37, 38
Adrenal profile canine ... 21
Aelurostronglyus abstrusus ... 32
Aerobic and Anaerobic Culture ... 44
Aerobic Culture ... 44
Aldosterone ... 21
Allergology - Allergen-Specific Immunotherapy ... 47
Allergology - Canine / Feline ... 46, 47
Allergology - Equine ... 47
Alpha 1 glycoprotein ... 16
alphaHBDH ... 16
Amphibian Profile (PCR) ... 43
Anaemia Profile canine (PCR) ... 40
Anaplasma phagocytophilum antibody ... 27, 29, 30
Anaplasma phagocytophilum (PCR) ... 32, 35
Anaplasma platys (PCR) ... 32
Angiostrongylus vasorum (Lungworm) antigen ... 27
Angiostrongylus vasorum (PCR) ... 32
Anti-Mullerian Hormone ... 22
Anti Nuclear Antibody Test ... 46
Aquatic Turtle Profile (PCR) ... 43
Arenavirus / Inclusion Body Disease (PCR) ... 38
Aspergillus antibody ... 27, 30, 31
Aspergillus fumigatus ... 32
Aspergillus Galactomannan antibody ... 31
Avian 1 profile ... 9
Avian 1 profile (PCR) ... 42
Avian 2 profile ... 9
Avian 2 profile (PCR) ... 42
Avian 3 profile (PCR) ... 42
Avian 4 profile (PCR) ... 42
Avian 5 profile (PCR) ... 42
Avian 6 profile (PCR) ... 42
Avian Blood Count ... 13

B

Babesia antibody ... 27
Babesia antibody (Compliment Fixation) ... 29
Babesia antibody (ELISA) ... 29
Babesia antibody (IFAT) ... 29
Babesia antigen ... 30
Babesia gibsoni antibody (IFAT) ... 27
Babesia species (PCR) ... 32, 35
Baermann Lungworm Detection ... 12
Bartonella henselae antibody ... 27
Bartonella henselae (PCR) ... 32
Batrachochytrium dendrobatidis (PCR) ... 38
Batrachochytrium salamandrivorans (PCR) ... 38
Beta hydroxybutyrate ... 16
Bile acids ... 16
Bile acids stimulation test ... 16
Biochemistry tests added to profile ... 16
Blood Culture ... 44
Blood Smear Examination ... 13
Blood Typing feline ... 14
Bone marrow cytology ... 26
Bordetella bronchiseptica (PCR) ... 32, 35, 37
Borellia antibody (IgM + IgG) ... 27, 30
Bornavirus antibody ... 27, 29, 30, 31
Bornavirus (PCR) ... 32, 35, 37
Borrelia antibody (IFAT) ... 29
Borrelia antibody (Western blot) ... 29
Borrelia (PCR) ... 32
Borrelia species (PCR) ... 35
Borrelia (Western blot) ... 27
Brachyspira pilosicoli / hyodysenteriae ... 36
BRAF mutation ... 19, 26
Brain Natriuretic Peptide ... 16
Breeds identification ... 48
Bromide ... 18
Brucella antibody ... 30
Brucella canis antigen ... 27
Brucella canis (PCR) ... 32
Burkholderia mallei antibody ... 29
BVD Virus antibody ... 30

C

Cadmium ... 16, 18
Calculus Analysis ... 19
Calicivirus (FCV) antibody canine ... 27
Calicivirus feline ... 33
Campylobacter jejuni ... 32
CANINE 1 profile ... 8
CANINE 2 profile ... 8
CANINE 3 profile ... 8
CANINE 4 profile ... 8
CANINE 5 profile ... 8
Canine Adenovirus 1 ... 32
Canine Adenovirus 2 ... 32
Caprine Arthritis Encephalitis Virus antibody ... 30
CAV, CDV, CPV & Lepto - vaccine status dog ... 27
CAV, CDV, CPV - vaccine status dog ... 27
Chlamydia antibody ... 27, 30, 31
Chlamydia antigen ... 27
Chlamydia species ... 33, 36, 37, 38
Cholesterol (HDL) ... 16
Cholesterol (LDL) ... 16
Chronic Bee Paralysis Virus ... 39
Circovirus 2 porcine (PCR) ... 36
Circovirus canine (PCR) ... 33
Circovirus (PBFD virus) ... 37
Clinical Chemistry ... 16
Clostridium difficile Toxin A and B ... 12
Clostridium perfringens Enterotoxin ... 12
Coagulation ... 14, 15
Coagulation Screen ... 14
Cobalt ... 16, 18
COLA Amino Acids ... 19
Combination genetic diseases cat ... 48
Combined Aldosterone and Renin ... 21
Complete Blood Count ... 13
Comprehensive Urinalysis ... 19
Coombs Test canine ... 14
Coombs Test feline ... 14
Copper ... 16
Coronavirus antibody (FeCoV) - FIP feline ... 27
Coronavirus canine (PCR) ... 33
Coronavirus - FCoV feline ... 34
Coronavirus feline ... 33
Coronavirus (PCR) ... 12, 35
Coronavirus porcine (PCR) ... 36
Cortisol ... 20
Coxiella burnetii ... 36
Coxiella burnetii antibody ... 30
C reactive protein ... 16
Cryptococcus antigen ... 27
Cryptosporidia ... 36, 37
Cryptosporidia antigen ... 12, 27, 32
Cryptosporidia (PCR) ... 12, 33, 38
Cyclosporin ... 18
Cystatin C ... 19
Cystinuria ... 48
Cytology ... 25, 26
Cytology and Histology ... 26
Cytology + Histopathology ... 26
Cytomegalovirus antibody ... 31

D

D dimers ... 15
Deformed Wing Virus (DWV) ... 39
Degenerative myelopathy ... 48
Demodex (PCR) ... 33, 45
Dermatology ... 45
Dermatophytes ... 36
Dermatophytes Culture ... 45
Dermatophytes (PCR) ... 33, 35, 37, 45
Diarrhoea Profile canine (PCR) ... 40
Diarrhoea Profile juvenile ... 11
DIC profile ... 15
Digoxin ... 18
Dirofilaria antigen ... 31
Dirofilaria immitis antigen ... 27
Distemper (CDV) antibody canine ... 27
Distemper (PCR) ... 37
Distemper virus antibody ... 31
Distemper virus canine ... 33, 34
Downer cow Profile ... 10
Dynamic 17-Hydroxyprogesterone Test (SHAP) ... 21
Dynamic Aldosterone Test ... 21
Dynamic Oestradiol Test ... 23
Dynamic Progesterone Test ... 23
Dynamic Testosterone Test ... 23

E

Ehrlichia canis (PCR) ... 33
Encephalitozoon cuniculi antibody (IgG) ... 31
Encephalitozoon cuniculi antibody (IgG+IgM) ... 31
Encephalitozoon cuniculi (PCR) ... 37
Endocrinology - Adrenal/Pituitary ... 20, 21, 22
Endocrinology - Other ... 24
Endocrinology - Reproduction ... 22, 23
Endocrinology - Thyroid ... 20
Endogenous ACTH ... 21
Endoparasites ... 12
Endoparasites and Giardia Antigen ... 12
Environmental Culture ... 44
Environmental Culture Extended ... 44
Episodic Falling ... 48
Equine Herpes Virus 1 and 4 antibody ... 29
Equine Infectious Anemia antibody (Coggins) ... 29
Erhlichia canis antibody ... 27
Erythropoietin ... 14, 24
Ethylene glycol ... 18
European Brown Hare Syndrome Virus (PCR) ... 37
Exercise induced collapse ... 48
Extensive toxicology screen ... 18
Eye Profile canine (PCR) ... 40
Eye Profile equine (PCR) ... 41
Eye Profile feline (PCR) ... 40

F

Factor IX ... 15
Factor VIII ... 15
Faecal Bacterial Pathogens ... 44
Faecal Profile ... 13
Faecal Profile bovine ... 13
Faecal Profile calf ... 13

Faecal Profile - Large, calf ... 13
Faecal Profile piglet ... 13
Faecal Profile porcine ... 13
Familial nephropathy ... 48
Fanconi Screen ... 19
Farm Animal Profiles ... 10
Fasciola hepatica antibody ... 30
FCV, FHV, FPV - vaccine status cat ... 28
FCV, FHV, FPV - vaccine status cat (gold standard) ... 28
Feathers/Hairs/Epithelia ... 46, 47
Feline 1 profile ... 8
Feline 2 profile ... 8
Feline 3 profile ... 8
Feline 5 profile ... 8
Feline 6 profile ... 8
Feline 7 profile ... 8
FeLV antigen and FIV antibody (ELISA) ... 28
FeLV antigen - ELISA ... 28
FeLV, FIV & FeCoV ... 28
FELV (IFAT) ... 28
FeLV provirus ... 33
Ferret Adrenal Profile ... 22
Fibrinogen ... 15
FIV antibody (ELISA) ... 28
FIV (IFAT) ... 28
FIV provirus ... 33, 34
Flea Saliva IgE ... 46
Flow cytometry ... 26
Foal Diarrhoea Profile ... 13
Folate / Folic acid ... 11, 16
Food Allergies canine ... 47
Food Allergies equine ... 47
Food Allergies Extended canine ... 47
Food Allergies Extended Feline ... 47
Food Allergies feline ... 47
Fractional excretion ... 19
Francisella tularensis (PCR) ... 37
Free fatty acids ... 16
Free T4 by equilibrium dialysis ... 20
Fructosamine ... 9, 16
Fucosidosis ... 48
Further cyto/histochemical stains ... 26
Further immunocyto/immunohistochemical stains ... 26

G

Gastro 1 profile ... 11
Gastro 2 profile ... 11
Gastro 3 profile ... 11
Gastro 4 profile ... 11
Gastro 5 profile ... 11
Gastro 6 profile ... 11
Gastro 7 profile ... 11
Gastro 8 profile ... 11
Gastro 9 profile ... 11
Gastro 11 profile ... 11
Gastro 12 profile ... 11
Gastro 13 profile ... 11
Gastro 14 profile ... 11
Gastro 18 ... 11
Gastroenterology - Canine/Feline ... 11, 12
Gastroenterology - Equine ... 13
Gastroenterology - Farm Animal ... 13
Giardia antigen ... 12, 28, 32
Giardia species ... 33
Giardia species PCR ... 12
GLDH ... 16
Glutathione peroxidase ... 16
Gluten sensitivity ... 47

H

Haematology ... 13
Haemorrhagic Disease rabbit (PCR) ... 38
Hantavirus antibody ... 31
Haptoglobin ... 16
Health Screen ... 9, 10
Heavy metal toxicity screen ... 18
Helicobacter species (PCR) ... 33, 37
Hepatozoon canis/felis (PCR) ... 34
Herpes (CHV) antibody canine ... 27
Herpesvirus ... 38
Herpesvirus 1 and 4 equine (PCR) ... 35
Herpesvirus 1 bovine ... 36
Herpesvirus 1 (IBR) antibody bovine ... 30
Herpesvirus 1 (IBR) gB bovine ... 30
Herpesvirus 1 (IBR) gE bovine ... 30
Herpesvirus 2 and 5 equine (PCR) ... 35
Herpesvirus 3 equine (PCR) ... 35
Herpesvirus canine ... 33
Herpesvirus feline ... 33
Herpesvirus (FHV) antibody feline ... 27
Herpesvirus (Pacheco's Disease) antibody ... 31
Herpesvirus (TeHV-1 and TeHV-3) antibody ... 32
High Dose Dexamethasone Suppression Test ... 21
Histopathology ... 26
Histophilus somni ... 36
Hymenoptera Panel ... 46
Hypertrophic cardiomyopathy ... 48

I

Identification ... 48
IgA ... 46
IgG ... 46
IgM ... 46
Immunohistochemistry ... 26
Immunology ... 46
Immunotherapy 1 - 4 allergens ... 47
Immunotherapy 5 - 8 allergens ... 47
Immunotherapy > 8 allergens ... 47
Infectious Disease - Antigen / Antibody Testing Canine/Feline ... 27, 28
Infectious Disease - Avian ... 31
Infectious Disease - Equine ... 29
Infectious Disease - Farm Animal ... 30
Infectious Disease - PCR Canine/Feline .. 32, 33, 34
Infectious Disease - PCR Equine ... 35
Infectious Disease - PCR Farm Animal ... 35
Infectious Disease - PCR Reptiles ... 38, 39
Infectious Disease - PCR Small Mammals ... 37, 38
Infectious Disease - Reptiles ... 32
Infectious Disease - Small Mammals ... 31
Influenza A Virus ... 34, 36
Influenza A Virus equine (PCR) ... 35
Influenza Virus antibody ... 29
Inhibin ... 22
Insect Panel ... 46, 47
Insulin ... 24
Insulin-like Growth Factor ... 24
Intranuclear Coccidians (TINC) ... 38
Iodine ... 17
Ionised calcium ... 17
Iridovirus ... 38

K

Ketosis Profile ... 10
Kidney profile ... 9

L

Lawsonia intracellularis ... 36
Lawsonia intracellularis (PCR) ... 35
LDH ... 17
Lead ... 17, 18
Leishmania (ELISA) ... 28
Leishmania (IFAT) ... 28
Leishmania Profile ... 44
Leishmania species ... 34
Leptospira antibody ... 28, 29, 30
Leptospira species ... 36
Leptospira species (PCR) ... 34, 35, 37
Levetiracetam ... 18
Listeria antibody ... 28, 29, 30
Liver/Kidney Screen ... 9
Liver profile ... 9, 10
Llama/Alpaca Profile ... 10
Low Dose Dexamethasone Suppression Test ... 21
Luteinizing hormone ... 22
Lymphocytic Choriomeningitis Virus antibody ... 31
Lymphoma test canine ... 16

M

Magnesium ... 17
Malassezia IgE ... 46
Manganese ... 17
Mannheimia haemolytica ... 36
Mastitis PCR Profile (PCR) ... 41
MDR1 gene defect ... 48
Mediterranean Panel ... 46
Melissococcus plutonius (EFB) ... 39
Metabolic Syndrome Profile equine ... 22
Metanephrine and Normetanephrine ... 17, 21
Microalbumin ... 19
Microfilaria ... 28, 34
Microfilaria species (PCR) ... 34
Mineral Profile 1 ... 10
Mineral Profile 2 ... 10
Muscle Fibre Antibody Type 2M ... 46
Mycobacterium paratuberculosis ... 36
Mycoplasma bovis ... 36
Mycoplasma gallisepticum / synoviae (PCR) ... 37
Mycoplasma (haemotropic) cat ... 34
Mycoplasma (haemotropic) dog ... 34
Mycoplasma hyopneumoniae antibody ... 30
Mycoplasma hyopneumoniae (PCR) ... 36
Mycoplasma pulmonis (PCR) ... 38
Mycoplasma (respiratory/mucous membranes) dog ... 34
Mycoplasma species ... 38
Mycoplasma suis (PCR) ... 36
Myotonia congenita ... 48
Myxomavirus antibody ... 31
Myxomavirus (PCR) ... 38

N

Neospora caninum antibody (IgM, IgG) ... 28, 30
Neospora caninum (PCR) ... 34, 36
Neurology Profile feline (PCR) ... 40
Neurology Profile - Large, canine (PCR) ... 40
Neurology Profile - Small, canine (PCR) ... 40
Nidoviruses ... 38
Nosemosis (microscopical) ... 39

O

Oestradiol ... 22
Oestrone Sulphate ... 23
Ophidiomyces ophiodiicola ... 38
Orthopoxvirus ... 34
Orthopoxvirus (PCR) ... 38
Ostertagia ostertagi antibody ... 30

P

Paenibacillus larvae ... 39
Panleukopaenia (FPV) antibody feline ... 27
Panleukopaenia (FPV) antigen feline ... 27
Papillomavirus ... 34
Papillomavirus (PCR) bovine ... 35
Parainfluenza Virus 3 bovine ... 36
Parainfluenza Virus canine (PCR) ... 33
Paramyxovirus aPMV-1 antibody (Newcastle Disease) ... 31
Paramyxoviruses/Ferlaviruses ... 39
Paramyxovirus/Ferlavirus antibody ... 32

Paramyxovirus (PCR) ... 37
Parathyroid Hormone ... 24
Parathyroid Hormone Related Peptide (PTHrp) ... 24
Paratuberculosis antibody ... 30
Parentage ... 48
Parentage/Genetic Diseases ... 48
PARR ... 26
Parvovirus (Aleutian mink disease) ... 38
Parvovirus antigen ... 12
Parvovirus canine ... 33, 34
Parvovirus (CPV) antibody canine ... 27
Parvovirus (CPV) antigen canine ... 27
Parvovirus feline ... 33
Parvovirus PCR ... 12
Parvovirus porcine (PCR) ... 36
Parvovirus (SMEDI) antibody ... 30
Pasteurella multocida (PCR) ... 36, 38
PCR Profiles - Avian ... 42
PCR Profiles - Feline ... 40
PCR Profiles - Rabbit ... 42
PCR Profiles - Reptilies / Amphibians ... 43
PCR Profiles - Tick-Borne Disease ... 41
Perennial (Indoor) Panel ... 46, 47
Phenobarbital ... 18
Phenobarbital Peak and Trough samples ... 18
Picornavirus antibody ... 32
Picornavirus (virus X) ... 39
PLI ... 9, 11, 17
Polycystic Kidney Disease feline ... 48
Polyoma Virus (PCR) ... 37
Polysaccharide storage myopathy type 1 ... 48
Pox (PCR) ... 37
PPID Profile equine ... 22
Pregnant Mare Serum Gonadotrophin ... 23
Profile bovine ... 10
Profile porcine ... 10
Profiles equine ... 10
Progesterone ... 23
Progressive retinal atrophy ... 48
Prostate specific esterase canine ... 16
Prothrombin Time ... 14
Pruritus profile ... 46
Psittacine Circovirus (PCR) ... 37
Psittacine Herpes (PCR) ... 37

Q

Quarantine (PCR) ... 43

R

Rabbit/Small Mammal 1 ... 9
Rabbit/Small Mammal 2 ... 9
Rabies antibody ... 28
Ranavirus (PCR) ... 39
Relaxin ... 23
Renal Profile ... 10
Reovirus ... 39
Reovirus (PCR) ... 37
Reproduction PCR Profile porcine (PCR) ... 41
Reproduction Profile canine (PCR) ... 40
Reproduction Profile feline (PCR) ... 40
Reproductive and Respiratory Syndrome Virus antibody, porcine ... 30
Reproductive and Respiratory Syndrome Virus porcine (PCR) ... 36
Reptile 1 profile ... 9
Reptile 2 profile ... 9
Reptile Blood Count ... 13
Respiratory/Neurology Boas (PCR) ... 43
Respiratory/Neurology Pythons (PCR) ... 43
Respiratory Profile bovine (PCR) ... 41
Respiratory Profile equine (PCR) ... 41
Respiratory Profile - Foal equine (PCR) ... 41
Respiratory Profile - Large canine (PCR) ... 40
Respiratory Profile - Large feline (PCR) ... 40
Respiratory Profile porcine (PCR) ... 41
Respiratory Profile Rabbit (PCR) ... 42
Respiratory Profile - Small canine (PCR) ... 40
Respiratory Profile - Small feline (PCR) ... 40
Respiratory Syncytial Virus bovine ... 36
Respiratory Turtle/Tortoise - Large (PCR) ... 43
Respiratory Turtle/Tortoise - Small (PCR) ... 43
Rheumatoid Factor ... 46
Rhodococcus equi (PCR) ... 35
Rickettsia conorii antibody ... 28
Rickettsia rickettsii antibody ... 28
Ruminant Performance Profile ... 10

S

Sacbrood virus ... 39
Salmonella abortus equi antibody ... 29
Salmonella antibody ... 28
Salmonella Dublin antibody ... 30
Salmonella species (PCR) ... 12, 34, 35, 37, 38, 39
Sarcoptes antibody ... 28
Sarcoptes antibody canine ... 45
Sarcoptes IgG canine ... 47
Sarcoptes PCR ... 45
Sarcoptes scabiei var. canis (PCR) ... 34, 38
Screening Test ... 46, 47
SDMA ... 9, 17, 19
Seasonal (Outdoor) Panel ... 46, 47
Selenium ... 17
Sendai Virus antibody ... 31
Serum Amyloid A ... 17
Serum electrolytes 1 ... 17
Serum electrolytes 2 ... 17
Serum iron and Total Iron Binding Capacity ... 14
Serum protein electrophoresis ... 46
Sex Determination avian (PCR) ... 42
Single biochemistry test ... 16
Skin Microscopy / ear microscopy ... 45
Skin Microscopy / ear microscopy and Dermatophyte Culture ... 45
Skin Microscopy / ear microscopy, Fungal and Bacterial Culture ... 45
Skin Microscopy / ear microscopy, Fungal and Bacterial Culture with possible Canine Hypothyroidism ... 45
Skin Profile Lizard (PCR) ... 43
Small Animal Profiles ... 8, 9
Small Mammal, Avian and Reptile Profiles ... 9
Standard Urinalysis ... 18
Standard Urinalysis with Aerobic Bacterial Culture and Sensitivity ... 19
Standard Urinalysis with urine Protein: Creatinine Ratio ... 18
Staphylococcus IgG ... 47
Stomatitis Vesicularis antibody ... 29
Streptococcus equi antibody ... 29
Streptococcus equi equi / zooepidemicus (PCR) 35
Sunshinevirus ... 39
Systemic Disease Profile ... 10

T

T4AA, T3AA, TGAA - autoantibodies ... 20
T4 canine ... 9
T4 feline ... 9
T4, fT4, T3, fT3, TSH ... 20
T4, fT4, T3, fT3, TSH, T4AA, T3AA, TGAA ... 20
Taurine ... 17
Taylorella equigenitalis (PCR) ... 35
Testosterone ... 23
Tetanus (Clostridium) antibody ... 28, 29
Therapeutic drug monitoring and toxicology tests ... 18
Thymidine kinase ... 17
Tick Borne Disease (PCR) ... 41
Tick-borne encephalitis antibody (IgG) ... 28, 29
Tick-borne Encephalitis Virus (PCR) ... 34, 35
TLI canine ... 17
TLI feline ... 17
Total T4 ... 20
Total T4 + TSH ... 20
Total T4 + Urea + Creatinine ... 20
Toxoplasma antibody ... 30
Toxoplasma antibody (IgG, IgM) ... 28
Toxoplasma gondii antibody ... 31
Toxoplasma gondii (PCR) ... 34, 36, 38
Travel Profile 1 canine ... 43
Travel Profile 2 canine ... 43
Travel Profile 3 canine ... 43
Travel Profile 4 canine ... 43
Travel Profile - Acute canine ... 43
Travel Profile feline ... 43
Travel Profiles ... 43
Treponema paraluiscuniculi antibody ... 31
Treponema paraluiscuniculi (PCR) ... 38
Tritrichomonas foetus (PCR) ... 34, 36, 37
Tritrichomonas PCR ... 12
Troponin I ... 17
Trypanosoma evansi (canine) antibody ... 28
Trypanosomas equiperdum ... 29
TSH ... 9, 20

U

Uric acid ... 17
Urinalysis ... 18, 19
Urine Cortisol: Creatinine Ratio ... 19, 21
Urine Culture and Sensitivity ... 19, 44
Urine Cytology ... 19
Urine Cytology (when added to a UR profile) ... 19
Urine Protein: Creatinine Ratio ... 19
Urine Protein electrophoresis ... 19, 46

V

Vector-borne diseases Profile ... 44
Viral Arteritis antibody equine ... 29
Viral Arteritis Virus equine (PCR) ... 35
Viral Diarrhoea Virus - Mucosal Disease bovine ... 36
Vitamin A ... 17
Vitamin B1 ... 17
Vitamin B2 ... 17
Vitamin B6 ... 17
Vitamin B12 ... 11, 17
Vitamin D3 ... 17
Vitamin D3 (25 OH) ... 24
Vitamin E ... 17
Vitamin K1 / K1 epoxide ... 18
von Willebrand Antigen ... 15
von Willebrand Disease Type I DNA Test ... 15
von Willebrand Disease Type II DNA Test ... 15
von Willebrand Disease Type III DNA Test ... 15

W

Warfarin and coumarin derivates ... 18
West Nile Virus ... 37
West Nile Virus antibody (IgG) ... 31
West Nile Virus antibody (IgG + IgM) ... 29

Y

Yersinia antibody ... 28, 30
Yersinia enterocolitica ... 34, 36

Z

Zinc ... 17

BattLab

Member of the LABOKLIN LABORATORY FOR CLINICAL DIAGNOSTICS family

Why BattLab?

- ***Dedicated veterinary laboratory***
  Diagnostic testing for veterinarians since 2005
- ***Extensive range of services***
  Haematology, clinical chemistry, serology, endocrinology, microbiology, cytopathology, histopathology, allergy diagnostics, PCR, genetics.
- ***Quality***
  State of the art analysers, internal and external quality control systems, results validated by a clinical pathologist with the addition of comments tailored to the clinical case.
- ***Courier service***
  Free local courier service in the Midlands. Free nationwide courier service for all the UK.
- ***Rapid turnaround time***
  Same day results for selected tests from the time of arrival at BattLab.
- ***Professional advice***
  Board certified clinical pathologists available to give advice and discuss difficult clinical cases by phone and email.
- ***Continuing professional education***
  Free evening seminars held at BattLab, as well as attending and presenting at congresses in the UK and internationally.
- ***Research/innovation***
  Providing support and collaboration to research laboratories and Universities.
- ***Special prices and discounts based on monthly spending***

Batt Laboratories Ltd • University of Warwick Science Park
The Venture Centre • Sir William Lyons Road • Coventry CV4 7EZ
Tel: 024 7632 3275 • Fax: 0871 750 5323 • Email: admin@BattLab.com

www.BattLab.com